45 years ANNIVERSARY

PEDROLLO®
the spring of life

PRICE LIST 52/2019

PEDROLLO S.p.A.
Via Enrico Fermi 7
37047 San Bonifacio (Verona) ITALIA
Paid-up capital € 100,000,000.00

Founded in 1974

---

tel. +39 045 6136311
fax +39 045 7612253

sales@pedrollo.com
www.pedrollo.com

Follow us on:

www.pedrollo4people.com

Facebook
PedrolloCorporate
Pedrollo4People

YouTube

Vimeo

Linkedin

STANDARD VERSIONS

VOLTAGES

- Single-phase: **230 V – 50 Hz** with built-in thermal overload protector.
- Three-phase up to 4 kW and 4 poles three-phase: **230/400 V – 50 Hz**.
- Three-phase from 5.5 kW: **400/690 V – 50 Hz**.

PERFORMANCE AND ENERGY EFFICIENCY

- **Pumps fitted with the three-phase option are equipped with high efficiency motors**

Power P_2	Class of efficiency (IEC 60034-30-1)
Up to 0.55 kW	IE2
From 0.60 to 75 kW	**IE3**

- **The electric water pumps which comply with EU rule N. 547/2012 have a minimum efficiency index of MEI≥0.40**

SPECIAL VERSIONS

- Pumps with other options: voltages or 60 Hz frequency.
- Pumps with special mechanical seals suitable for use with other liquids.
- Surface pumps with IP X5 grade protection.
- Submersible pumps without float switch.

SPECIAL WINDINGS ON REQUEST

- 110 V - 50 Hz (Single-phase)
- 240 V - 50 Hz (Single-phase)
- 110 V - 60 Hz (Single-phase)
- 220 V - 60 Hz (Single-phase)
- 110/220 V - 60 Hz (Single-phase)
- 240/415 V - 50 Hz (Three-phase)
- 220/380 V - 60 Hz (Three-phase)

CERTIFICATION AND TRADEMARKS

CONTENTS

PK – PQ – PKS 6

Peripheral pumps

CKR – CK 7

Self-priming pumps

CP 8

Centrifugal pumps

CP-ST4 – ST6 9

Stainless steel centrifugal pumps

MK 10

Vertical centrifugal pumps

2-7CR 10

Multi-stage centrifugal pumps

2-4CP – 2CP 12

Multi-stage centrifugal pumps

JSW – SPRINKLER 13

Self-priming centrifugal pumps

JCR – PLURIJET 14

Self-priming centrifugal pumps

NGA – NGA-PRO 16

Centrifugal pumps with open impeller

DG PED 17

Pressurisation system with inverter

DHL 18

Circulators for heating systems

TISSEL-100 – 200 18

Pumps with inverter

HF 20

Centrifugal pumps

F 22

Monoblock centrifugal pumps

FG 26

Bare axle centrifugal pumps

FLUID SOLAR 28

Solar pumps

3SR 29

3" submersible pumps

DAVIS 29

4" peripheral submersible pump

4BLOCK 29

4" monoblock submersible pumps

4SR - 4HR 30

4" submersible pumps

6SR – 6HR 38

6" submersible pumps

4PD – 4PS – 6PD 42

4" and 6" submersible motors

UP – NK 44

Multi-stage submersible pumps

TOP MULTI 46

Multi-stage submersible pumps

TOP 48

Submersible pumps

TEX 49

Submersible pumps "VORTEX"

PLUG & DRAIN 50

Kit for preventing floods

CONTENTS

RX 51

Stainless steel submersible pumps

VX-ST – BC-ST 52

Submersible pumps

VX-MF - BC-MF 54

Submersible pumps

D 56

Submersible pumps

ZX2 56

Submersible pumps

ZX1 57

Submersible pumps

VX – BC 57

Submersible pumps

VXC – MC 58

Submersible pumps

DC 59

Submersible pumps

TRITUS 60

Submersible pumps with grinder

VXC – MC 62

Submersible pumps

VXC-F – MC-F 64

Submersible pumps

VX40-50-65 – BC35 66

Submersible pumps

VXC4 – MC4 68

Submersible pumps

SAR 70

Accumulation and lifting stations

PQ-EKO – PQ-PRO – PQ-Bs 74

Peripheral pumps for industrial use

PQA 74

Peripheral pumps for industrial use

PQ3000 75

Peripheral pumps for industrial use

PV 75

Peripheral pumps for industrial use

TOP MULTI-AD 75

Submersible pumps for AdBlue®

HYDROFRESH 76

Automatic pressure boosting sets

CB2 77

Automatic sets fitted for autoclaves

EASYPUMP 78

Pumps with pressure regulator

EASYPRESS 79

Pumps with pressure regulator

ACCESSORIES 80

PK PUMPS WITH PERIPHERAL IMPELLER

MODEL		POWER P2			PERFORMANCE		PORTS		PRICE
					Q	H			
Single-phase	Code	kW	HP	▲	l/min	m	DN1	DN2	€
PKm 60	41PNK60A1	0.37	0.50	–	5 – **40**	38 – 5	1"	1"	**86.00**
PKm 60 - MD	41PNK63A1	0.37	0.50		5 – **55**	21 – 3			**88.00**
PKm 65	41PNK67A1	0.55	0.75		5 – **50**	50 – 8			**103.00**
PKm 70	41PM71A1	0.60	0.85		5 – **50**	62 – 18			**162.00**
PKm 80	41PM81A1	0.75	1		5 – **50**	66 – 22			**167.00**
PKm 90	41PM901A1	0.75	1		5 – **40**	82 – 5	¾"	¾"	**205.00**
PKm 100	41PM9117A1	1.1	1.5		5 – **70**	80 – 15	1"	1"	**290.00**
PKm 200	41PM9217A1	1.5	2		5 – **80**	86 – 10			**314.00**
PKm 300	41PM9317A1	2.2	3		5 – **90**	95 – 10			**340.00**
Three-phase									
PK 60	41PNK60A	0.37	0.50	IE2	5 – **40**	38 – 5	1"	1"	**101.00**
PK 60 - MD	41PNK63A	0.37	0.50		5 – **55**	21 – 3			**103.00**
PK 65	41PNK67A	0.55	0.75		5 – **50**	50 – 8			**118.00**
PK 70	41PT71A	0.60	0.85	IE3	5 – **50**	62 – 18			**177.00**
PK 80	41PT81A	0.75	1		5 – **50**	66 – 22			**182.00**
PK 90	41PT901A	0.75	1		5 – **40**	82 – 5	¾"	¾"	**220.00**
PK 100	41PT9117A	1.1	1.5		5 – **70**	80 – 15	1"	1"	**300.00**
PK 200	41PT9217A	1.5	2		5 – **80**	86 – 10			**314.00**
PK 300	41PT9317A	2.2	3		5 – **90**	95 – 10			**340.00**

▲ Three phase motor efficiency class (IEC 60034-30-1)

- Pump body: cast iron
- Impeller: brass
- Motor bracket: Patent n. IT1243605
- Shaft: connection of the impeller, Patent n. 0000275945 (PK60, PK65)
- Pump body: Patent n. 0000275946 (PK60, PK65)
- Registered EU Design n. 004673192
- PKm 60® Registered trade mark n. 009875394

PQ PUMPS WITH PERIPHERAL IMPELLER

MODEL		POWER P2			PERFORMANCE		PORTS		PRICE
					Q	H			
Single-phase	Code	kW	HP	▲	l/min	m	DN1	DN2	€
PQm 60	41PNQ60A1	0.37	0.50	–	5 – **40**	38 – 5	1"	1"	**86.00**
PQm 65	41PNQ67A1	0.55	0.75		5 – **50**	50 – 8			**103.00**
PQm 70	41PQ70A1	0.60	0.85		5 – **50**	62 – 18			**162.00**
PQm 80	41PQ80A1	0.75	1		5 – **50**	66 – 22			**167.00**
PQm 90	41PQ90A1	0.75	1		5 – **40**	82 – 5	¾"	¾"	**205.00**
PQm 100	41PQ917A1	1.1	1.5		5 – **70**	80 – 15	1"	1"	**290.00**
PQm 200	41PQ927A1	1.5	2		5 – **80**	86 – 10			**314.00**
PQm 300	41PQ937A1	2.2	3		5 – **90**	95 – 10			**340.00**
Three-phase									
PQ 60	41PNQ60A	0.37	0.50	IE2	5 – **40**	38 – 5	1"	1"	**101.00**
PQ 65	41PNQ67A	0.55	0.75		5 – **50**	50 – 8			**118.00**
PQ 70	41PQT70A	0.60	0.85	IE3	5 – **50**	62 – 18			**177.00**
PQ 80	41PQT80A	0.75	1		5 – **50**	66 – 22			**182.00**
PQ 90	41PQT90A	0.75	1		5 – **40**	82 – 5	¾"	¾"	**220.00**
PQ 100	41PQT917A	1.1	1.5		5 – **70**	80 – 15	1"	1"	**300.00**
PQ 200	41PQT927A	1.5	2		5 – **80**	86 – 10			**314.00**
PQ 300	41PQT937A	2.2	3		5 – **90**	95 – 10			**340.00**

▲ Three phase motor efficiency class (IEC 60034-30-1)

- Pump body: cast iron
- Impeller: brass
- Motor bracket: Patent n. IT1243605
- Shaft: connection of the impeller, Patent n. 0000275945 (PQ60, PQ65)
- Registered EU Design n. 002146548
- PQm 60® Registered trade mark n. 0001520591

PKS SELF-PRIMING PUMPS WITH PERIPHERAL IMPELLER

MODEL		POWER P2			PERFORMANCE		PORTS		PRICE
					Q	H			
Single-phase	Code	kW	HP	▲	l/min	m	DN1	DN2	€
PKSm 60	41PNKS60A1	0.37	0.50	–	5 – **40**	38 – 5	1"	1"	**96.00**
PKSm 65	41PNKS67A1	0.55	0.75		5 – **50**	50 – 8			**144.00**
PKSm 70	41PMA71A1	0.60	0.85		5 – **50**	62 – 18			**180.00**
PKSm 80	41PMA81A1	0.75	1		5 – **50**	66 – 22			**185.00**
Three-phase									
PKS 60	41PNKS60A	0.37	0.50	IE2	5 – **40**	38 – 5	1"	1"	**112.00**
PKS 65	41PNKS67A	0.55	0.75		5 – **50**	50 – 8			**159.00**
PKS 70	41PTA71A	0.60	0.85	IE3	5 – **50**	62 – 18			**195.00**
PKS 80	41PTA81A	0.75	1		5 – **50**	66 – 22			**200.00**

▲ Three phase motor efficiency class (IEC 60034-30-1)

- Pump body: cast iron
- Impeller: brass
- Check valve: built in
- Motor bracket: Patent n. IT1243605
- Shaft: connection of the impeller, Patent n. 0000275945 (PKS60, PKS65)

SELF-PRIMING PUMPS

CKR SELF-PRIMING LIQUID RING PUMPS

Single-phase	Code	kW	HP	▲	l/min	m	DN1	DN2	€
CKRm 80	46CKER80A1	0.55	0.75	–	5 – **50**	46 – 10	1"	1"	**247.00**
CKRm 90	46CKER90A1	0.75	1		5 – **50**	49 – 13			**257.00**
Three-phase									
CKR 80	46CKER80A	0.55	0.75	IE3	5 – **50**	46 – 10	1"	1"	**262.00**
CKR 90	46CKER90A	0.75	1		5 – **50**	49 – 13			**272.00**

▲ Three phase motor efficiency class (IEC 60034-30-1)

- Pump body: cast iron, with stainless steel insert
- Impeller: brass
- Motor bracket: Patent n. IT1243605
- Registered EU Design n. 342159-0008

CKR = special version with double anti-seize inserts

CK SELF-PRIMING LIQUID RING PUMPS

MODEL		POWER P2			PERFORMANCE		PORTS		PRICE
					Q	H			
Single-phase	Code	kW	HP	▲	l/min	m	DN1	DN2	€
CKm 50	46CKM55A1	0.37	0.50	–	5 – **40**	31 – 5	¾"	¾"	**168.00**
CKm 80	46CKE80A1	0.55	0.75		5 – **50**	46 – 10	1"	1"	**197.00**
CKm 90	46CKE90A1	0.75	1		5 – **50**	49 – 13			**207.00**
CKm 50 - BP (*)	46CKM56A1	0.25	0.33	–	5 – **40**	20 – 5	¾"	¾"	**186.00**
Three-phase									
CK 50	46CKT55A	0.37	0.50	IE2	5 – **40**	31 – 5	¾"	¾"	**183.00**
CK 80	46CKE80A	0.55	0.75	IE3	5 – **50**	46 – 10	1"	1"	**213.00**
CK 90	46CKE90A	0.75	1		5 – **50**	49 – 13			**223.00**
CK 50 - BP (*)	46CKT56A	0.25	0.33	IE2	5 – **40**	20 – 5	¾"	¾"	**201.00**

▲ Three phase motor efficiency class (IEC 60034-30-1)

- Pump body: cast iron
- Impeller: brass
- Motor bracket: Patent n. IT1243605
- Registered EU Design n. 342159-0008 (CK 80-90)

(*) Water pump with bypass that limits maximum dynamic head to 20 metres

We recommend using the CKm 50-BP or the CK 50-BP pump in combination with the NZ dispensing nozzle and the MT1 flow meter (see ACCESSORIES on page 83)

CP CENTRIFUGAL PUMPS

MODEL			POWER P2			PERFORMANCE		PORTS		PRICE
						Q	H			
Single-phase	Code	■	kW	HP	▲	l/min	m	DN1	DN2	€
CPm 100	44CI00A1	1	0.25	0.33	–	10 – **60**	15 – 7	1"	1"	**122.00**
CPm 130	44CI03A1		0.37	0.50		10 – **80**	22 – 14			**128.00**
CPm 132	44CI04A1		0.55	0.75		20 – **120**	22.5 – 12			**144.00**
CPm 150	44CI160A1		0.75	1		20 – **120**	29 – 15			**174.00**
CPm 158	44CI16A1		0.75	1		10 – **90**	34 – 25			**174.00**
CPm 170	44CI175A1		1.1	1.5		30 – **120**	38 – 22	1¼"	1"	**298.00**
CPm 170M	44CI17MA1		1.1	1.5		30 – **160**	35 – 19			**304.00**
CPm 190	44CI19A1		1.5	2		30 – **140**	46 – 26			**345.00**
CPm 200	44CI20A1		2.2	3		30 – **150**	55 – 36			**365.00**
CPm 160C	44CM26CA1	1	1.1	1.5		50 – **200**	31 – 20	1½"	1"	**308.00**
CPm 160B	44CM26BA1		1.5	2		50 – **220**	36 – 23			**330.00**
CPm 210C	44CM27CA1	2	2.2	3		50 – **250**	45.5 – 27			**622.00**
CPm 220C	44CM216C1A1		2.2	3		50 – **450**	31.5 – 21	2"	2"	**635.00**
Three-phase										
CP 100	44CIT00A	1	0.25	0.33	IE2	10 – **60**	15 – 7	1"	1"	**137.00**
CP 130	44CIT03A		0.37	0.50	IE3	10 – **80**	22 – 14			**143.00**
CP 132	44CIT04A		0.55	0.75		20 – **120**	22.5 – 12			**159.00**
CP 150	44CIT160A		0.75	1		20 – **120**	29 – 15			**189.00**
CP 158	44CIT16A		0.75	1		10 – **90**	34 – 25			**189.00**
CP 170	44CIT175A		1.1	1.5		30 – **120**	38 – 22	1¼"	1"	**308.00**
CP 170M	44CIT17MA		1.1	1.5		30 – **160**	35 – 19			**319.00**
CP 190	44CIT19A		1.5	2		30 – **140**	46 – 26			**345.00**
CP 200	44CIT20A		2.2	3		30 – **150**	55 – 36			**365.00**
CP 160C	44CT26CA	1	1.1	1.5	IE3	50 – **200**	31 – 20	1½"	1"	**318.00**
CP 160B	44CT26BA		1.5	2		50 – **220**	36 – 23			**340.00**
CP 160A	44CT26AA		2.2	3		50 – **240**	42 – 26			**360.00**
CP 210C	44CT27CA	2	2.2	3		50 – **250**	45.5 – 27			**560.00**
CP 210B	44CT27BA		3	4		50 – **270**	53 – 34			**577.00**
CP 210A	44CT27AA		4	5.5		50 – **280**	61 – 40			**622.00**
CP 220C	44CT216C7A		2.2	3		50 – **450**	31.5 – 21	2"	2"	**532.00**
CP 220B	44CT216B1A		3	4		50 – **450**	37.5 – 25			**602.00**
CP 220A	44CT216AA		4	5.5		50 – **450**	48.5 – 36			**697.00**
CP 220AH	44CT217HAE		5.5	7.5		50 – **450**	51.5 – 42			**766.00**
CP 230C	44CT217C1A		3	4		100 – **850**	29.5 – 9			**602.00**
CP 230B	44CT217BA		4	5.5		100 – **900**	38.5 – 13			**697.00**
CP 230A	44CT217AE		5.5	7.5		100 – **900**	45.5 – 15			**766.00**
CP 250B	44CP250BNE	3	7.5	10		100 – **800**	57.4 – 31.3			**978.00**
CP 250A	44CP250ANE		11	15		100 – **900**	76 – 45.2			**1,600.00**

■ Impeller: 1=AISI 304 stainless steel; 2=brass; 3=cast iron ▲ Three phase motor efficiency class (IEC 60034-30-1)

- Pump body: cast iron
- Protection: IP X5 for CP 220, CP 230, CP 250
- Registered EU Design n. 002098434 (CP 100÷210, CP 250)
- Registered Italian Design n. 72753 (CP 220÷230)
- CPm 158® Registered trade mark n. 0001516350

CP-ST4 (AISI 304)

CP-ST4 STAINLESS STEEL AISI 304 CENTRIFUGAL PUMPS

MODEL		POWER P2			PERFORMANCE Q	H	PORTS		PRICE
Single-phase	Code	kW	HP	▲	l/min	m	DN1	DN2	€
CPm 100-ST4	44CP100IA1	0.25	0.33	–	10 – **90**	15.5 – 6.5	1¼"	1"	**192.00**
CPm 130-ST4	44CP130IA1	0.37	0.50		10 – **100**	21.5 – 9			**202.00**
CPm 132-ST4	44CP132IA1	0.55	0.75		20 – **120**	23 – 12			**213.00**
CPm 150-ST4	44CP150IA1	0.75	1		20 – **150**	31 – 14			**240.00**
CPm 158-ST4	44CP158IA1	0.75	1		10 – **120**	35.5 – 19			**240.00**
CPm 170-ST4	44CP170IA1	1.1	1.5		10 – **140**	40 – 20			**329.00**
CPm 170M-ST4	44CP170MIA1	1.1	1.5		20 – **160**	35.5 – 19			**332.00**
CPm 180-ST4	44CP180IA1	1.1	1.5		40 – **230**	30 – 13			**340.00**
CPm 190-ST4	44CP190IA1	1.5	2		40 – **250**	35 – 15.5			**355.00**
CPm 200-ST4	44CP200IA1	2.2	3		40 – **270**	43 – 18			**380.00**
Three-phase									
CP 100-ST4	44CP100IA	0.25	0.33	IE2	10 – **90**	15.5 – 6.5	1¼"	1"	**207.00**
CP 130-ST4	44CP130IA	0.37	0.50	IE3	10 – **100**	21.5 – 9			**217.00**
CP 132-ST4	44CP132IA	0.55	0.75		20 – **120**	23 – 12			**228.00**
CP 150-ST4	44CP150IA	0.75	1		20 – **150**	31 – 14			**250.00**
CP 158-ST4	44CP158IA	0.75	1		10 – **120**	35.5 – 19			**250.00**
CP 170-ST4	44CP170IA	1.1	1.5		10 – **140**	40 – 20			**339.00**
CP 170M-ST4	44CP170MIA	1.1	1.5		20 – **160**	35.5 – 19			**342.00**
CP 180-ST4	44CP180IA	1.1	1.5		40 – **230**	30 – 13			**350.00**
CP 190-ST4	44CP190IA	1.5	2		40 – **250**	35 – 15.5			**355.00**
CP 200-ST4	44CP200IA	2.2	3		40 – **270**	43 – 18			**380.00**

- Pump body: **AISI 304 stainless steel**
- Impeller: **AISI 304 stainless steel**
- Shaft: **AISI 431 stainless steel**

CP-ST6 (AISI 316L)

CP-ST6 STAINLESS STEEL AISI 316L CENTRIFUGAL PUMPS

MODEL		POWER P2			PERFORMANCE Q	H	PORTS		PRICE
Single-phase	Code	kW	HP	▲	l/min	m	DN1	DN2	€
CPm 100-ST6	44CP100I16A1	0.25	0.33	–	10 – **90**	15.5 – 6.5	1¼"	1"	**224.00**
CPm 130-ST6	44CP130I16A1	0.37	0.50		10 – **100**	21.5 – 9			**234.00**
CPm 132-ST6	44CP132I16A1	0.55	0.75		20 – **120**	23 – 12			**245.00**
CPm 150-ST6	44CP150I16A1	0.75	1		20 – **150**	31 – 14			**300.00**
CPm 158-ST6	44CP158I16A1	0.75	1		10 – **120**	35.5 – 19			**300.00**
CPm 170-ST6	44CP170I16A1	1.1	1.5		10 – **140**	40 – 20			**392.00**
CPm 170M-ST6	44CP170MI16A1	1.1	1.5		20 – **160**	35.5 – 19			**397.00**
CPm 180-ST6	44CP180I16A1	1.1	1.5		40 – **230**	30 – 13			**397.00**
CPm 190-ST6	44CP190I16A1	1.5	2		40 – **250**	35 – 15.5			**413.00**
CPm 200-ST6	44CP200I16A1	2.2	3		40 – **270**	43 – 18			**442.00**
Three-phase									
CP 100-ST6	44CP100I16A	0.25	0.33	IE2	10 – **90**	15.5 – 6.5	1¼"	1"	**239.00**
CP 130-ST6	44CP130I16A	0.37	0.50	IE3	10 – **100**	21.5 – 9			**249.00**
CP 132-ST6	44CP132I16A	0.55	0.75		20 – **120**	23 – 12			**260.00**
CP 150-ST6	44CP150I16A	0.75	1		20 – **150**	31 – 14			**310.00**
CP 158-ST6	44CP158I16A	0.75	1		10 – **120**	35.5 – 19			**310.00**
CP 170-ST6	44CP170I16A	1.1	1.5		10 – **140**	40 – 20			**402.00**
CP 170M-ST6	44CP170MI16A	1.1	1.5		20 – **160**	35.5 – 19			**407.00**
CP 180-ST6	44CP180I16A	1.1	1.5		40 – **230**	30 – 13			**407.00**
CP 190-ST6	44CP190I16A	1.5	2		40 – **250**	35 – 15.5			**413.00**
CP 200-ST6	44CP200I16A	2.2	3		40 – **270**	43 – 18			**442.00**

▲ Three phase motor efficiency class (IEC 60034-30-1)

- Pump body: **AISI 316L stainless steel**
- Impeller: **AISI 316L stainless steel**
- Shaft: **AISI 316L stainless steel**

MK VERTICAL CENTRIFUGAL PUMPS

MODEL		POWER P2			PERFORMANCE		PORTS		PRICE
Single-phase	Code	kW	HP	▲	Q l/min	H m	DN1	DN2	€
MKm 3/3	43PM3003A1	0.75	1	–	10 – **80**	50 – 28	1¼"	1"	**450.00**
MKm 3/4	43PM3004A1	1.1	1.5		10 – **80**	67 – 38			**470.00**
MKm 3/5	43PM3005A1	1.1	1.5		10 – **80**	83 – 47			**490.00**
MKm 3/6	43PM3006A1	1.5	2		10 – **80**	100 – 56			**520.00**
MKm 5/4	43PM5004A1	1.1	1.5		20 – **120**	55 – 20			**470.00**
MKm 5/5	43PM5005A1	1.1	1.5		20 – **120**	69 – 25			**490.00**
MKm 5/6	43PM5006A1	1.5	2		20 – **120**	83 – 30			**520.00**
MKm 5/7	43PM5007A1	1.8	2.5		20 – **120**	96 – 34			**540.00**
MKm 5/8	43PM5008A1	2.2	3		20 – **120**	110 – 40			**585.00**
MKm 8/4	43PM8004A1	1.5	2		40 – **180**	54 – 15			**500.00**
MKm 8/5	43PM8005A1	1.8	2.5		40 – **180**	67.5 – 18			**520.00**
MKm 8/6	43PM8006A1	2.2	3		40 – **180**	82 – 20			**565.00**
Three-phase									
MK 3/3	43PM3003A	0.75	1	IE3	10 – **80**	50 – 28	1¼"	1"	**450.00**
MK 3/4	43PM3004A	1.1	1.5		10 – **80**	67 – 38			**470.00**
MK 3/5	43PM3005A	1.1	1.5		10 – **80**	83 – 47			**490.00**
MK 3/6	43PM3006A	1.5	2		10 – **80**	100 – 56			**520.00**
MK 5/4	43PM5004A	1.1	1.5		20 – **120**	55 – 20			**470.00**
MK 5/5	43PM5005A	1.1	1.5		20 – **120**	69 – 25			**490.00**
MK 5/6	43PM5006A	1.5	2		20 – **120**	83 – 30			**520.00**
MK 5/7	43PM5007A	1.8	2.5		20 – **120**	96 – 34			**540.00**
MK 5/8	43PM5008A	2.2	3		20 – **120**	110 – 40			**555.00**
MK 8/4	43PM8004A	1.5	2		40 – **180**	54 – 15			**500.00**
MK 8/5	43PM8005A	1.8	2.5		40 – **180**	67.5 – 18			**520.00**
MK 8/6	43PM8006A	2.2	3		40 – **180**	82 – 20			**535.00**

▲ Three phase motor efficiency class (IEC 60034-30-1)

- Pump body: cast iron and AISI 304 stainless steel
- Impellers: Noryl
- Patent n. EP14755156.8

Inlet and outlet threaded flanges kit | *Cod. ASSMKF030* **54.00 €**

- Kit consisting of:
  – two flanges in threaded cast iron ISO 228/1 (Suction 1¼" – Delivery 1"),
  – two seals
  – four screws for fixing to the ports of the MK pump

2-5CR MULTI-STAGE CENTRIFUGAL PUMPS

MODEL		POWER P2			PERFORMANCE		PORTS		PRICE
Single-phase	Code	kW	HP	▲	Q l/min	H m	DN1	DN2	€
2CRm 80	43CR08N2A1	0.37	0.50	–	5 – **70**	26 – 5	1"	1"	**168.00**
3CRm 60	43CR06N3A1	0.37	0.50		5 – **70**	30 – 7			**173.00**
3CRm 80	43CR08D3A1	0.45	0.60		5 – **80**	38 – 5			**173.00**
4CRm 80	43CR08D4A1	0.55	0.75		5 – **80**	50 – 10			**189.00**
5CRm 80	43CR0805A1	0.75	1		5 – **80**	66 – 12			**228.00**
3CRm 100	43CR10D3A1	0.55	0.75		5 – **120**	37 – 5			**185.00**
4CRm 100	43CR10D4A1	0.75	1		5 – **130**	50 – 5			**224.00**
5CRm 100	43CR1005A1	1.1	1.5		5 – **130**	62 – 8			**250.00**
Three-phase									
2CR 80	43CR08N2A	0.37	0.50	IE2	5 – **70**	26 – 5	1"	1"	**183.00**
3CR 60	43CR06N3A	0.37	0.50		5 – **70**	30 – 7			**189.00**
3CR 80	43CR08D3A	0.45	0.60		5 – **80**	38 – 5			**188.00**
4CR 80	43CR08D4A	0.55	0.75		5 – **80**	50 – 10			**204.00**
5CR 80	43CR0805A	0.75	1	IE3	5 – **80**	66 – 12			**243.00**
3CR 100	43CR10D3A	0.55	0.75	IE2	5 – **120**	37 – 5			**200.00**
4CR 100	43CR10D4A	0.75	1	IE3	5 – **130**	50 – 5			**239.00**
5CR 100	43CR1005A	1.1	1.5		5 – **130**	62 – 8			**260.00**

▲ Three phase motor efficiency class (IEC 60034-30-1)

- Pump body: **AISI 304 stainless steel**
- Impellers: Noryl

3-7CR STAINLESS STEEL MULTI-STAGE CENTRIFUGAL PUMPS

Impellers in **AISI 304 stainless steel**

MODEL		POWER P2			PERFORMANCE Q	H	PORTS		PRICE
Single-phase	Code	kW	HP	▲	l/min	m	DN1	DN2	€
5CRm 90	43CRI0905A1	1.1	1.5	–	5 – **90**	78 – 38	1¼"	1"	**553.00**
6CRm 90	43CRI0906A1	1.5	2		5 – **90**	94 – 45			**596.00**
7CRm 90	43CRI0907A1	1.8	2.5		5 – **90**	110 – 53			**650.00**
3CRm 130	43CRI1303A1	1.1	1.5		5 – **130**	49 – 24			**490.00**
4CRm 130	43CRI1304A1	1.5	2		5 – **130**	65 – 31			**532.00**
5CRm 130	43CRI1305A1	1.8	2.5		5 – **130**	81 – 39			**585.00**
3CRm 200	43CRI2003A1	1.1	1.5		20 – **200**	43 – 13			**490.00**
4CRm 200	43CRI2004A1	1.5	2		20 – **200**	57 – 17			**532.00**
5CRm 200	43CRI2005A1	1.8	2.5		20 – **200**	71 – 22			**585.00**
Three-phase									
5CR 90	43CRI0905A	1.1	1.5	IE3	5 – **90**	78 – 38	1¼"	1"	**563.00**
6CR 90	43CRI0906A	1.5	2		5 – **90**	94 – 45			**596.00**
7CR 90	43CRI0907A	1.8	2.5		5 – **90**	110 – 53			**650.00**
3CR 130	43CRI1303A	1.1	1.5		5 – **130**	49 – 24			**500.00**
4CR 130	43CRI1304A	1.5	2		5 – **130**	65 – 31			**532.00**
5CR 130	43CRI1305A	1.8	2.5		5 – **130**	81 – 39			**585.00**
6CR 130	43CRI1306A	2.2	3		5 – **130**	97 – 46			**620.00**
3CR 200	43CRI2003A	1.1	1.5		20 – **200**	43 – 13			**500.00**
4CR 200	43CRI2004A	1.5	2		20 – **200**	57 – 17			**532.00**
5CR 200	43CRI2005A	1.8	2.5		20 – **200**	71 – 22			**585.00**
6CR 200	43CRI2006A	2.2	3		20 – **200**	85 – 26			**620.00**

▲ Three phase motor efficiency class (IEC 60034-30-1)

- Pump body: **AISI 304 stainless steel**
- Impellers and diffusers: **AISI 304 stainless steel**

VERSIONS WITH TECHNOPOLYMER IMPELLERS

Impellers in **Noryl**

Single-phase	Code	kW	HP	▲	l/min	m	DN1	DN2	€
5CRm 90X	43CR0905A1	1.1	1.5	–	5 – **80**	76 – 33	1¼"	1"	**504.00**
6CRm 90X	43CR0906A1	1.5	2		5 – **80**	93 – 43			**538.00**
3CRm 130X	43CR1303A1	1.1	1.5		5 – **130**	49 – 24			**460.00**
4CRm 130X	43CR1304A1	1.5	2		5 – **130**	65 – 31			**474.00**
3CRm 200X	43CR2003A1	1.1	1.5		20 – **200**	43 – 13			**460.00**
4CRm 200X	43CR2004A1	1.5	2		20 – **200**	57 – 17			**474.00**
Three-phase									
5CR 90X	43CR0905A	1.1	1.5	IE3	5 – **80**	76 – 33	1¼"	1"	**514.00**
6CR 90X	43CR0906A	1.5	2		5 – **80**	93 – 43			**538.00**
3CR 130X	43CR1303A	1.1	1.5		5 – **130**	49 – 24			**470.00**
4CR 130X	43CR1304A	1.5	2		5 – **130**	65 – 31			**474.00**
5CR 130X	43CR1305A	1.8	2.5		5 – **130**	81 – 39			**520.00**
6CR 130X	43CR1306A	2.2	3		5 – **130**	97 – 46			**559.00**
3CR 200X	43CR2003A	1.1	1.5		20 – **200**	43 – 13			**470.00**
4CR 200X	43CR2004A	1.5	2		20 – **200**	57 – 17			**474.00**
5CR 200X	43CR2005A	1.8	2.5		20 – **200**	71 – 22			**520.00**
6CR 200X	43CR2006A	2.2	3		20 – **200**	85 – 26			**559.00**

▲ Three phase motor efficiency class (IEC 60034-30-1)

- Pump body: **AISI 304 stainless steel**
- Impellers: Noryl
- Patent n. EP14755156.8

2-4CP MULTI-STAGE CENTRIFUGAL PUMPS

MODEL		POWER P2			PERFORMANCE		PORTS		PRICE
Single-phase	Code	kW	HP	▲	Q l/min	H m	DN1	DN2	€
2CPm 80	43CPN277AA1	0.37	0.50	–	5 – **70**	26 – 5	1"	1"	**150.00**
3CPm 60	43CPN278A1	0.37	0.50		5 – **70**	30 – 7			**162.00**
3CPm 80	43CPN382A1	0.45	0.60		5 – **80**	38 – 5			**162.00**
4CPm 80	43CPN283A1	0.55	0.75		5 – **80**	50 – 10			**180.00**
3CPm 100	43CPN384A1	0.55	0.75		5 – **120**	37 – 5			**177.00**
4CPm 100	43CPN286A1	0.75	1		5 – **130**	50 – 5			**211.00**
Three-phase									
2CP 80	43CPN277AA	0.37	0.50	IE2	5 – **70**	26 – 5	1"	1"	**165.00**
3CP 60	43CPN278A	0.37	0.50		5 – **70**	30 – 7			**177.00**
3CP 80	43CPN382A	0.45	0.60		5 – **80**	38 – 5			**177.00**
4CP 80	43CPN283A	0.55	0.75		5 – **80**	50 – 10			**195.00**
3CP 100	43CPN384A	0.55	0.75		5 – **120**	37 – 5			**192.00**
4CP 100	43CPN286A	0.75	1	IE3	5 – **130**	50 – 5			**226.00**

▲ Three phase motor efficiency class (IEC 60034-30-1)

- Pump body: cast iron
- Impellers: Noryl
- Registered EU Design n. 002073635-0001

2CP CENTRIFUGAL TWIN-IMPELLER PUMPS

MODEL			POWER P2			PERFORMANCE		PORTS		PRICE
Single-phase	Code	■	kW	HP	▲	Q l/min	H m	DN1	DN2	€
2CPm 25/130	452CM130A1	1	0.75	1	–	20 – **100**	39 – 15	1¼"	1"	**239.00**
2CPm 25/14B	452CM2616BA1	2	1.1	1.5		20 – **100**	52 – 22			**365.00**
2CPm 25/14A	452CM2616AA1		1.5	2		20 – **100**	65 – 32			**410.00**
2CPm 25/16C	452CM2614CA1		1.1	1.5		20 – **120**	46 – 24			**365.00**
2CPm 25/16B	452CM2614BA1		1.5	2		20 – **140**	56 – 30			**410.00**
2CPm 25/16A	452CM2614AA1		2.2	3		20 – **160**	67 – 32			**490.00**
Three-phase										
2CP 25/130	452CT130A	1	0.75	1	IE3	20 – **100**	39 – 15	1¼"	1"	**254.00**
2CP 25/14B	452CT2616BA	2	1.1	1.5		20 – **100**	52 – 22			**375.00**
2CP 25/14A	452CT2616AA		1.5	2		20 – **100**	65 – 32			**410.00**
2CP 25/16C	452CT2614CA		1.1	1.5		20 – **120**	46 – 24			**375.00**
2CP 25/16B	452CT2614BA		1.5	2		20 – **140**	56 – 30			**410.00**
2CP 25/16A	452CT2614AA		2.2	3		20 – **160**	67 – 32			**430.00**
2CP 32/200C	452CT303CA		3	4		40 – **250**	66.5 – 36	1½"	1¼"	**775.00**
2CP 32/200B	452CT313BA		4	5.5		40 – **250**	81 – 49			**790.00**
2CP 32/210B	452CT343BE		5.5	7.5		40 – **250**	94 – 56	2"		**915.00**
2CP 32/210A	452CT353AE		7.5	10		40 – **250**	111 – 74			**962.00**
2CP 40/180C	452CT383CA		4	5.5		100 – **350**	62 – 35		1½"	**880.00**
2CP 40/180B	452CT393BE		5.5	7.5		100 – **400**	73 – 42			**905.00**
2CP 40/180A	452CT403AE		7.5	10		100 – **400**	85 – 60			**955.00**
2CP 40/200B	452CT420BE		9.2	12.5		100 – **450**	94 – 61			**1,630.00**
2CP 40/200A	452CT420AE		11	15		100 – **450**	102 – 69			**1,650.00**

■ Impellers: 1=AISI 304 stainless steel; 2=brass ▲ Three phase motor efficiency class (IEC 60034-30-1)

- Pump body: cast iron

JSW SELF-PRIMING "JET" PUMPS

Impeller in **AISI 304 stainless steel**

MODEL		POWER P2			PERFORMANCE Q	H	PORTS		PRICE
Single-phase	Code	kW	HP	▲	l/min	m	DN1	DN2	€
JSWm 1C	46JSN1CA1	0.37	0.50	–	5 – **60**	32 – 10	1"	1"	**148.00**
JSWm 1B	46JSN1BA1	0.48	0.65		5 – **60**	34 – 12			**150.00**
JSWm 1A	46JSN1AA1	0.55	0.75		5 – **60**	43 – 17			**159.00**
JSWm 2C	46JSN7A10A1	0.75	1	–	5 – **70**	47 – 20	1"	1"	**177.00**
JSWm 2B	46JSN7A12A1	0.90	1.25		5 – **70**	51 – 24			**190.00**
JSWm 2A	46JSN7A15A1	1.1	1.5		5 – **70**	55 – 28			**200.00**
JSWm 2CL	46JSN7AL10A1	0.75	1		5 – **85**	36 – 12			**180.00**
JSWm 2CM	46JSN7AM10A1	0.75	1		5 – **80**	42 – 18			**180.00**
JSWm 2AH	46JSN7AH15A1	1.1	1.5		5 – **45**	65 – 32			**206.00**
JSWm 3CH	46JS8AH05A1	1.1	1.5	–	10 – **80**	55 – 30	1¼"	1"	**352.00**
JSWm 3BH	46JS8AH10A1	1.5	2		10 – **80**	68 – 38			**370.00**
JSWm 3AH	46JS8AH15A1	2.2	3		10 – **80**	88 – 52			**415.00**
JSWm 3CM	46JS8AM05A1	1.1	1.5		20 – **120**	46 – 20			**352.00**
JSWm 3BM	46JS8AM10A1	1.5	2		20 – **120**	56 – 30			**370.00**
JSWm 3AM	46JS8AM15A1	2.2	3		20 – **120**	70 – 40			**415.00**
JSWm 3CL	46JS8AL05A1	1.1	1.5		30 – **160**	39 – 14			**352.00**
JSWm 3BL	46JS8AL10A1	1.5	2		30 – **160**	46 – 24			**370.00**
JSWm 3AL	46JS8AL15A1	2.2	3		30 – **160**	58 – 36			**415.00**
Three-phase									
JSW 1C	46JSN1CA	0.37	0.50	IE2	5 – **60**	32 – 10	1"	1"	**163.00**
JSW 1B	46JSN1BA	0.48	0.65		5 – **60**	34 – 12			**165.00**
JSW 1A	46JSN1AA	0.55	0.75	IE3	5 – **60**	43 – 17			**174.00**
JSW 2C	46JSN7A10A	0.75	1	IE3	5 – **70**	47 – 20	1"	1"	**192.00**
JSW 2B	46JSN7A12A	0.90	1.25		5 – **70**	51 – 24			**205.00**
JSW 2A	46JSN7A15A	1.1	1.5		5 – **70**	55 – 28			**210.00**
JSW 2CL	46JSN7AL10A	0.75	1		5 – **85**	36 – 12			**195.00**
JSW 2CM	46JSN7AM10A	0.75	1		5 – **80**	42 – 18			**195.00**
JSW 2AH	46JSN7AH15A	1.1	1.5		5 – **45**	65 – 32			**216.00**
JSW 3CH	46JS8AH05A	1.1	1.5	IE3	10 – **80**	55 – 30	1¼"	1"	**362.00**
JSW 3BH	46JS8AH10A	1.5	2		10 – **80**	68 – 38			**370.00**
JSW 3AH	46JS8AH15A	2.2	3		10 – **80**	88 – 52			**388.00**
JSW 3CM	46JS8AM05A	1.1	1.5		20 – **120**	46 – 20			**362.00**
JSW 3BM	46JS8AM10A	1.5	2		20 – **120**	56 – 30			**370.00**
JSW 3AM	46JS8AM15A	2.2	3		20 – **120**	70 – 40			**388.00**
JSW 3CL	46JS8AL05A	1.1	1.5		30 – **160**	39 – 14			**362.00**
JSW 3BL	46JS8AL10A	1.5	2		30 – **160**	46 – 24			**370.00**
JSW 3AL	46JS8AL15A	2.2	3		30 – **160**	58 – 36			**388.00**

▲ Three phase motor efficiency class (IEC 60034-30-1)

- Pump body: cast iron
- Impeller: **AISI 304 stainless steel**

VERSIONS WITH TECHNOPOLYMER IMPELLER

Impeller in **Noryl**

Single-phase	Code	kW	HP	▲	l/min	m	DN1	DN2	€
JSWm 1CX	46JSNP1CA1	0.37	0.50	–	5 – **60**	32 – 10	1"	1"	**140.00**
JSWm 1BX	46JSNP1BA1	0.48	0.65		5 – **60**	34 – 12			**142.00**
JSWm 1AX	46JSNP1AA1	0.55	0.75		5 – **60**	43 – 17			**150.00**
JSWm 2CX	46JSNP7A10A1	0.75	1	–	5 – **70**	47 – 20			**167.00**
JSWm 2BX	46JSNP7A12A1	0.90	1.25		5 – **70**	51 – 24			**179.00**
JSWm 2AX	46JSNP7A15A1	1.1	1.5		5 – **70**	55 – 28			**189.00**
Three-phase									
JSW 1CX	46JSNP1CA	0.37	0.50	IE2	5 – **60**	32 – 10	1"	1"	**155.00**
JSW 1BX	46JSNP1BA	0.48	0.65		5 – **60**	34 – 12			**157.00**
JSW 1AX	46JSNP1AA	0.55	0.75	IE3	5 – **60**	43 – 17			**165.00**
JSW 2CX	46JSNP7A10A	0.75	1	IE3	5 – **70**	47 – 20			**182.00**
JSW 2BX	46JSNP7A12A	0.90	1.25		5 – **70**	51 – 24			**189.00**
JSW 2AX	46JSNP7A15A	1.1	1.5		5 – **70**	55 – 28			**199.00**

▲ Three phase motor efficiency class (IEC 60034-30-1)

- Pump body: cast iron
- Impeller: Noryl
- Registered EU Design n. 002218610
- European Patent n. 1 510 696 (JSW 1, JSW 2)
- JSW Registered trade mark n. 013073135

SPRINKLER SELF-PRIMING CENTRIFUGAL PUMPS

MODEL		POWER P2			PERFORMANCE		PORTS		PRICE
					Q	H			
Single-phase	Code	kW	HP	▲	l/min	m	DN1	DN2	€
SKRm 1.5	46SKRA15A1	1.5	2	–	50 – **300**	25 – 15	**1½"**	**1½"**	**372.00**
Three-phase									
SKR 1.5	46SKRA15A	1.5	2	**IE3**	50 – **300**	25 – 15	**1½"**	**1½"**	**372.00**

▲ Three phase motor efficiency class (IEC 60034-30-1)

- Pump body: cast iron
- Impeller: Noryl

JCR SELF-PRIMING "JET" PUMPS

MODEL		POWER P2			PERFORMANCE		PORTS		PRICE
					Q	H			
Single-phase	Code	kW	HP	▲	l/min	m	DN1	DN2	€
JCRm 1C	46JCN1C0A1	0.37	0.50	–	5 – **60**	32 – 10	**1"**	**1"**	**163.00**
JCRm 1B	46JCN1B0A1	0.48	0.65		5 – **60**	34 – 12			**165.00**
JCRm 1A	46JCN1A0A1	0.55	0.75		5 – **60**	43 – 17			**172.00**
JCRm 2C	46JCR2A10A1	0.75	1	–	5 – **70**	47 – 19			**196.00**
JCRm 2B	46JCR2A12A1	0.90	1.25		5 – **70**	52 – 23			**208.00**
JCRm 2A	46JCR2A15A1	1.1	1.5		5 – **70**	56 – 27			**218.00**
JCRm 2CL	46JCR2A16A1	0.75	1		5 – **85**	36 – 12			**199.00**
Three-phase									
JCR 1C	46JCN1C0A	0.37	0.50	**IE2**	5 – **60**	32 – 10	**1"**	**1"**	**178.00**
JCR 1B	46JCN1B0A	0.48	0.65		5 – **60**	34 – 12			**180.00**
JCR 1A	46JCN1A0A	0.55	0.75	**IE3**	5 – **60**	43 – 17			**187.00**
JCR 2C	46JCR2A10A	0.75	1	**IE3**	5 – **70**	47 – 19			**211.00**
JCR 2B	46JCR2A12A	0.90	1.25		5 – **70**	52 – 23			**223.00**
JCR 2A	46JCR2A15A	1.1	1.5		5 – **70**	56 – 27			**228.00**
JCR 2CL	46JCR2A16A	0.75	1		5 – **85**	36 – 12			**214.00**

▲ Three phase motor efficiency class (IEC 60034-30-1)

- Pump body: **AISI 304 stainless steel**
- ● Impeller: **AISI 304 stainless steel**
- European Patent n. 1 510 696

PLURIJET SELF-PRIMING MULTI-STAGE PUMPS

MODEL		POWER P2			PERFORMANCE		PORTS		PRICE
					Q	H			
Single-phase	Code	kW	HP	▲	l/min	m	DN1	DN2	€
PLURIJETm 3/60X	43PJA6053A1	0.37	0.50	–	5 – **70**	30 – 7	**1"**	**1"**	**179.00**
PLURIJETm 3/80X	43PJA6063A1	0.48	0.65		5 – **80**	38 – 5			**184.00**
PLURIJETm 4/80X	43PJA6084A1	0.55	0.75		5 – **80**	50 – 10			**195.00**
PLURIJETm 3/100X	43PJA6083A1	0.55	0.75		5 – **120**	37 – 5			**195.00**
PLURIJETm 4/100X	43PJA5104A1	0.75	1		5 – **130**	50 – 5			**236.00**
Three-phase									
PLURIJET 3/60X	43PJA6053A	0.37	0.50	**IE2**	5 – **70**	30 – 7	**1"**	**1"**	**194.00**
PLURIJET 3/80X	43PJA6063A	0.48	0.65		5 – **80**	38 – 5			**199.00**
PLURIJET 4/80X	43PJA6084A	0.55	0.75		5 – **80**	50 – 10			**210.00**
PLURIJET 3/100X	43PJA6083A	0.55	0.75		5 – **120**	37 – 5			**210.00**
PLURIJET 4/100X	43PJA5104A	0.75	1	**IE3**	5 – **130**	50 – 5			**251.00**

▲ Three phase motor efficiency class (IEC 60034-30-1)

- Pump body: **AISI 304 stainless steel**
- Impellers: Noryl
- PLURIJET® Registered trade mark n. 003974301

Impellers in **AISI 304 stainless steel**

PLURIJET STAINLESS STEEL SELF-PRIMING MULTI-STAGE PUMPS

MODEL		POWER P2			PERFORMANCE		PORTS		PRICE
Single-phase	Code	kW	HP	▲	Q l/min	H m	DN1	DN2	€
PLURIJETm 5/90	43PJBI25058A1	1.1	1.5	–	5 – **90**	78 – 38	1¼"	1"	**560.00**
PLURIJETm 6/90	43PJBI30068A1	1.5	2		5 – **90**	94 – 45			**602.00**
PLURIJETm 3/130	43PJCI15038A1	1.1	1.5		5 – **130**	49 – 24			**495.00**
PLURIJETm 4/130	43PJCI20048A1	1.5	2		5 – **130**	65 – 31			**540.00**
PLURIJETm 5/130	43PJCI25058A1	1.8	2.5		5 – **130**	81 – 39			**592.00**
PLURIJETm 3/200	43PJDI15038A1	1.1	1.5		20 – **200**	43 – 13			**495.00**
PLURIJETm 4/200	43PJDI20048A1	1.5	2		20 – **200**	57 – 17			**540.00**
PLURIJETm 5/200	43PJDI25058A1	1.8	2.5		20 – **200**	71 – 22			**592.00**
Three-phase									
PLURIJET 5/90	43PJBI25058A	1.1	1.5	IE3	5 – **90**	78 – 38	1¼"	1"	**570.00**
PLURIJET 6/90	43PJBI30068A	1.5	2		5 – **90**	94 – 45			**602.00**
PLURIJET 3/130	43PJCI15038A	1.1	1.5		5 – **130**	49 – 24			**505.00**
PLURIJET 4/130	43PJCI20048A	1.5	2		5 – **130**	65 – 31			**540.00**
PLURIJET 5/130	43PJCI25058A	1.8	2.5		5 – **130**	81 – 39			**592.00**
PLURIJET 6/130	43PJCI30068A	2.2	3		5 – **130**	97 – 46			**625.00**
PLURIJET 3/200	43PJDI15038A	1.1	1.5		20 – **200**	43 – 13			**505.00**
PLURIJET 4/200	43PJDI20048A	1.5	2		20 – **200**	57 – 17			**540.00**
PLURIJET 5/200	43PJDI25058A	1.8	2.5		20 – **200**	71 – 22			**592.00**
PLURIJET 6/200	43PJDI30068A	2.2	3		20 – **200**	85 – 26			**625.00**

▲ Three phase motor efficiency class (IEC 60034-30-1)

- Pump body and diffusers: **AISI 304 stainless steel**
- ● Impellers: **AISI 304 stainless steel**
- PLURIJET® Registered trade mark n. 003974301
- Patent n. EP14755156.8

Impellers in **Noryl**

VERSIONS WITH TECHNOPOLYMER IMPELLER

Single-phase	Code	kW	HP	▲	l/min	m	DN1	DN2	€
PLURIJETm 5/90X	43PJB25058A1	1.1	1.5	–	5 – **80**	76 – 33	1¼"	1"	**505.00**
PLURIJETm 6/90X	43PJB30068A1	1.5	2		5 – **80**	93 – 43			**540.00**
PLURIJETm 3/130X	43PJC15038A1	1.1	1.5		5 – **130**	49 – 24			**462.00**
PLURIJETm 4/130X	43PJC20048A1	1.5	2		5 – **130**	65 – 31			**478.00**
PLURIJETm 5/130X	43PJC25058A1	1.8	2.5		5 – **130**	81 – 39			**524.00**
PLURIJETm 3/200X	43PJD15038A1	1.1	1.5		20 – **200**	43 – 13			**462.00**
PLURIJETm 4/200X	43PJD20048A1	1.5	2		20 – **200**	57 – 17			**478.00**
PLURIJETm 5/200X	43PJD25058A1	1.8	2.5		20 – **200**	71 – 22			**524.00**
Three-phase									
PLURIJET 5/90X	43PJB25058A	1.1	1.5	IE3	5 – **80**	76 – 33	1¼"	1"	**515.00**
PLURIJET 6/90X	43PJB30068A	1.5	2		5 – **80**	93 – 43			**540.00**
PLURIJET 3/130X	43PJC15038A	1.1	1.5		5 – **130**	49 – 24			**472.00**
PLURIJET 4/130X	43PJC20048A	1.5	2		5 – **130**	65 – 31			**478.00**
PLURIJET 5/130X	43PJC25058A	1.8	2.5		5 – **130**	81 – 39			**524.00**
PLURIJET 6/130X	43PJC30068A	2.2	3		5 – **130**	97 – 46			**560.00**
PLURIJET 3/200X	43PJD15038A	1.1	1.5		20 – **200**	43 – 13			**472.00**
PLURIJET 4/200X	43PJD20048A	1.5	2		20 – **200**	57 – 17			**478.00**
PLURIJET 5/200X	43PJD25058A	1.8	2.5		20 – **200**	71 – 22			**524.00**
PLURIJET 6/200X	43PJD30068A	2.2	3		20 – **200**	85 – 26			**560.00**

▲ Three phase motor efficiency class (IEC 60034-30-1)

- Pump body and diffusers: **AISI 304 stainless steel**
- Impellers: Noryl
- PLURIJET® Registered trade mark n. 003974301
- Patent n. EP14755156.8

NGA PUMPS WITH OPEN IMPELLER

MODEL		POWER P2			PERFORMANCE		PORTS		PRICE
					Q	H			
Single-phase	Code	kW	HP	▲	l/min	m	DN1	DN2	€
NGAm 1B	44GEX51BA1	0.55	0.75	–	50 – **300**	17 – 8	**1½"**	**1½"**	**208.00**
NGAm 1A	44GEX51AA1	0.75	1		50 – **350**	19.5 – 6			**218.00**
Three-phase									
NGA 1B	44GEX51BA	0.55	0.75	**IE3**	50 – **300**	17 – 8	**1½"**	**1½"**	**223.00**
NGA 1A	44GEX51AA	0.75	1		50 – **350**	19.5 – 6			**233.00**

▲ Three phase motor efficiency class (IEC 60034-30-1)

- Pump body: cast iron
- Impeller: AISI 316 stainless steel
- Registered EU Design n. 002098434

Suitable for the removal of liquids comparatively full of impurities.
Passage of suspended solids up to Ø 10 mm.

NGA-PRO STAINLESS STEEL PUMPS WITH OPEN IMPELLER

MODEL		POWER P2			PERFORMANCE		PORTS		PRICE
					Q	H			
Single-phase	Code	kW	HP	▲	l/min	m	DN1	DN2	€
NGAm 1B - PRO	44GEX32BA1	0.55	0.75	–	50 – **300**	17 – 8	**1½"**	**1½"**	**475.00**
NGAm 1A - PRO	44GEX32AA1	0.75	1		50 – **350**	19.5 – 6			**485.00**
Three-phase									
NGA 1B - PRO	44GEX32BA	0.55	0.75	**IE3**	50 – **300**	17 – 8	**1½"**	**1½"**	**490.00**
NGA 1A - PRO	44GEX32AA	0.75	1		50 – **350**	19.5 – 6			**500.00**

▲ Three phase motor efficiency class (IEC 60034-30-1)

- Pump body and impeller: precision cast AISI 316 stainless steel
- Shaft: AISI 316L stainless steel
- Registered EU Design n. 002098434

Suitable for the removal of aggressive liquids comparatively full of impurities.
Passage of suspended solids up to Ø 10 mm.

AUTOMATIC PRESSURISATION SYSTEM WITH INVERTER

MODEL		POWER P2			PERFORMANCE		PORTS		PRICE
Single-phase	Code	kW	HP	▲	Q l/min	H m	DN1	DN2	€
DG PED 3	KDGP03A1	0.75	1	IE3	5 – **80**	55 – 10	1"	1"	**640.00**
DG PED 5	KDGP05A1	1.1	1.5		5 – **120**	55 – 10			**800.00**

▲ Three phase motor efficiency class (IEC 60034-30-1)

- **DG PED** is an automatic pressurisation system with an inverter which integrates a built-in high efficiency self-priming pump, a large accumulator tank, flow and rate sensors and a non-return valve: a compact autonomous quiet and high performance pumping system.
- The sophisticated electronically controlled inverter, at the heart of the system, in an intuitive way:
  - maintains the pressure of the installation constant by regulating the velocity of the pump in accordance with the water required;
  - controls the hydraulic and electric operating parameters and protects the pump from abnormalities;
  - can be equipped with an expansion card that makes it possible to work in parallel with other inverters in the pumping groups and to manage input and output signals;
  - it adapts to every type of pressurisation system, including existing ones;
  - it limits the starting and operating currents in order to provide a greater saving of energy.

OPTIONAL ACCESSORIES

Connection kit for two DG PED units

Code ASSKITDGP01

€ 340.00

Kit for wall-mounting a single DG PED

Code ASSKITDGP02

€ 60.00

Kit for wall-mounting a group of two units

Code ASSKITDGP03

€ 80.00

Electronic expansion circuit board

Code ASSKITDGP04

€ 75.00

ALL IN ONE

Main components:
- *Multistage self-priming pump*
- *Expansion tank*
- *Non-return valve*
- *Intuitive control panel*

LOW-NOISE

CONSTANT PRESSURE

EASY TO USE

INSTALLABLE ANYWHERE

Thanks to its compactness and low noise level the DG PED can be installed anywhere.

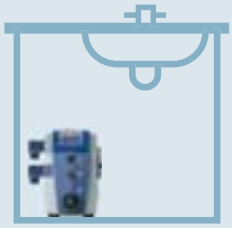

COMPACT DIMENSIONS

DOMESTIC USE

A single DG PED meets the requirements of single apartments or small houses.

RESIDENTIAL USE

Two DG PED assembled as a set meet the requirements of more than one apartment.

DHL ELECTRONIC CIRCULATORS FOR HEATING SYSTEMS

MODEL		Input power (P_1)	Volt	Hz	Absorbed current (I_1)	Ports	Spacing mm	PRICE
Single-phase	Code							€
DHL 25-60/130	4CDHLT2560130	Min 3 W Max 42 W	230	50	Min 0.03 A Max 0.33 A	**G 1½" G 1½"**	130	**144.00**
DHL 25-60/180	4CDHLT2560180						180	**144.00**

- Improved Class A low energy consumption electronic circulators
- Recommended for domestic and residential heating systems
- Management of the preferred working range by means of three operation programmes

TISSEL-100 MULTI-STAGE CENTRIFUGAL PUMPS

MODEL		POWER P_2			PERFORMANCE Q	H	PORTS		PRICE
Single-phase	Code	**kW**	**HP**	▲	l/min	m	DN_1	DN_2	€
TS1-4CP 100	KTS1A4CP100A1	0.75	1		5 – **130**	44 – 5			**810.00**
TS1-4CR 100	KTS1A4CR100A1	0.75	1	**IE3**	5 – **130**	44 – 5	**1"**	**1"**	**829.00**
TS1-5CR 100	KTS1A5CR100A1	1.1	1.5		5 – **130**	56 – 8			**845.00**

▲ Three phase motor efficiency class (IEC 60034-30-1)

- Multi-stage centrifugal pumps with a variable speed inverter
- Single-phase power supply 230 V - 50 Hz
- Three-phase motor 230 V - 50 Hz

TISSEL-100 CENTRIFUGAL TWIN-IMPELLER PUMPS

MODEL		POWER P_2			PERFORMANCE Q	H	PORTS		PRICE
Single-phase	Code	**kW**	**HP**	▲	l/min	m	DN_1	DN_2	€
TS1-2CP 25/130	KTS1A2CP130A1	0.75	1		5 – **100**	36 – 15			**840.00**
TS1-2CP 25/14B	KTS1A2CP14BA1	1.1	1.5		5 – **100**	48 – 22			**955.00**
TS1-2CP 25/14A	KTS1A2CP14AA1	1.5	2	**IE3**	5 – **100**	61 – 32	**1¼"**	**1"**	**1,080.00**
TS1-2CP 25/16C	KTS1A2CP16CA1	1.1	1.5		5 – **120**	41 – 24			**955.00**
TS1-2CP 25/16B	KTS1A2CP16BA1	1.5	2		5 – **140**	52 – 30			**1,080.00**
TS1-2CP 25/16A	KTS1A2CP16AA1	2.2	3		5 – **160**	62 – 32			**1,100.00**

▲ Three phase motor efficiency class (IEC 60034-30-1)

- Centrifugal twin-impeller pumps with a variable speed inverter
- Single-phase power supply 230 V - 50 Hz
- Three-phase motor 230 V - 50 Hz

The group consists of:
- Pump
- **TISSEL 100** frequency converter programmed for a constant pressure with an incorporated pressure transducer
- Cables to connect the INVERTER to the pump

TISSEL-200 VERTICAL CENTRIFUGAL PUMPS

MODEL		POWER P2			PERFORMANCE		PORTS		PRICE
Single-phase	Code	kW	HP	▲	Q l/min	H m	DN1	DN2	€
TS2-MK 3/3	KTS2AMK0303A1	0.75	1	IE3	5 – **80**	46 – 28	1¼"	1"	**1,080.00**
TS2-MK 3/4	KTS2AMK0304A1	1.1	1.5		5 – **80**	62 – 38			**1,100.00**
TS2-MK 3/5	KTS2AMK0305A1	1.1	1.5		5 – **80**	80 – 47			**1,120.00**
TS2-MK 3/6	KTS2AMK0306A1	1.5	2		5 – **80**	96 – 56			**1,255.00**
TS2-MK 5/4	KTS2AMK0504A1	1.1	1.5		5 – **120**	50 – 20			**1,100.00**
TS2-MK 5/5	KTS2AMK0505A1	1.1	1.5		5 – **120**	63 – 25			**1,120.00**
TS2-MK 5/6	KTS2AMK0506A1	1.5	2		5 – **120**	78 – 30			**1,255.00**
TS2-MK 5/7	KTS2AMK0507A1	1.8	2.5		5 – **120**	92 – 34			**1,275.00**
TS2-MK 5/8	KTS2AMK0508A1	2.2	3		5 – **120**	102 – 40			**1,285.00**
TS2-MK 8/4	KTS2AMK0804A1	1.5	2		5 – **180**	50 – 15			**1,235.00**
TS2-MK 8/5	KTS2AMK0805A1	1.8	2.5		5 – **180**	64 – 18			**1,255.00**
TS2-MK 8/6	KTS2AMK0806A1	2.2	3		5 – **180**	80 – 20			**1,265.00**

▲ Three phase motor efficiency class (IEC 60034-30-1)

- Variable speed vertical multi-stage centrifugal pumps fitted with an inverter
- Single-phase power supply 230 V - 50 Hz
- Three-phase motor 230 V - 50 Hz

TISSEL-200 MULTI-STAGE CENTRIFUGAL PUMPS

MODEL		POWER P2			PERFORMANCE		PORTS		PRICE
Single-phase	Code	kW	HP	▲	Q l/min	H m	DN1	DN2	€
TS2-5CR 90	KTS2A5CR090A1	1.1	1.5	IE3	5 – **90**	78 – 38	1¼"	1"	**1,185.00**
TS2-6CR 90	KTS2A6CR090A1	1.5	2		5 – **90**	94 – 45			**1,335.00**
TS2-7CR 90	KTS2A7CR090A1	1.8	2.5		5 – **90**	110 – 53			**1,390.00**
TS2-3CR 130	KTS2A3CR130A1	1.1	1.5		5 – **130**	49 – 24			**1,120.00**
TS2-4CR 130	KTS2A4CR130A1	1.5	2		5 – **130**	65 – 31			**1,275.00**
TS2-5CR 130	KTS2A5CR130A1	1.8	2.5		5 – **130**	81 – 39			**1,325.00**
TS2-6CR 130	KTS2A6CR130A1	2.2	3		5 – **130**	97 – 45			**1,360.00**
TS2-3CR 200	KTS2A3CR200A1	1.1	1.5		5 – **200**	43 – 13			**1,120.00**
TS2-4CR 200	KTS2A4CR200A1	1.5	2		5 – **200**	57 – 17			**1,275.00**
TS2-5CR 200	KTS2A5CR200A1	1.8	2.5		5 – **200**	72 – 22			**1,325.00**
TS2-6CR 200	KTS2A6CR200A1	2.2	3		5 – **200**	86 – 26			**1,360.00**

▲ Three phase motor efficiency class (IEC 60034-30-1)

- Variable speed multi-stage centrifugal pumps fitted with an inverter
- Single-phase power supply 230 V - 50 Hz
- Three-phase motor 230 V - 50 Hz
- Impellers and diffusers: **AISI 304 stainless steel**

TISSEL-200 SELF-PRIMING MULTI-STAGE PUMPS

MODEL		POWER P2			PERFORMANCE		PORTS		PRICE
Single-phase	Code	kW	HP	▲	Q l/min	H m	DN1	DN2	€
TS2-PLURIJET 5/90	KTS2APJ5090A1	1.1	1.5	IE3	5 – **90**	78 – 38	1¼"	1"	**1,190.00**
TS2-PLURIJET 6/90	KTS2APJ6090A1	1.5	2		5 – **90**	94 – 45			**1,340.00**
TS2-PLURIJET 3/130	KTS2APJ3130A1	1.1	1.5		5 – **130**	49 – 24			**1,125.00**
TS2-PLURIJET 4/130	KTS2APJ4130A1	1.5	2		5 – **130**	65 – 31			**1,280.00**
TS2-PLURIJET 5/130	KTS2APJ5130A1	1.8	2.5		5 – **130**	81 – 39			**1,330.00**
TS2-PLURIJET 6/130	KTS2APJ6130A1	2.2	3		5 – **130**	97 – 45			**1,365.00**
TS2-PLURIJET 3/200	KTS2APJ3200A1	1.1	1.5		5 – **200**	43 – 13			**1,125.00**
TS2-PLURIJET 4/200	KTS2APJ4200A1	1.5	2		5 – **200**	57 – 17			**1,280.00**
TS2-PLURIJET 5/200	KTS2APJ5200A1	1.8	2.5		5 – **200**	72 – 22			**1,330.00**
TS2-PLURIJET 6/200	KTS2APJ6200A1	2.2	3		5 – **200**	86 – 26			**1,365.00**

▲ Three phase motor efficiency class (IEC 60034-30-1)

- Variable speed self-priming multi-stage pumps fitted with an inverter
- Single-phase power supply 230 V - 50 Hz
- Three-phase motor 230 V - 50 Hz
- Impellers and diffusers: **AISI 304 stainless steel**

The group consists of:

- Pump
- **TISSEL 200** frequency converter programmed for a constant pressure
- Pressure transducer
- Cables to connect the INVERTER to the pump

HF CENTRIFUGAL PUMPS (MEDIUM FLOW)

MODEL			POWER P2			PERFORMANCE		PORTS		PRICE
Single-phase	Code	■	kW	HP	▲	Q l/min	H m	DN1	DN2	€
HFm 50B	47HF50M6BA1	1	0.37	0.50	–	50 – **300**	10 – 4	**1½"**	**1½"**	**168.00**
HFm 50A	47HF50M6AA1		0.55	0.75		50 – **300**	12 – 6			**173.00**
HFm 51B	47HF5M1BA1		0.55	0.75		50 – **300**	17.2 – 5.4			**205.00**
HFm 51A	47HF5M1AA1		0.75	1		50 – **300**	20.2 – 8.4			**210.00**
HFm 70C	47HF61MC7A1		1.1	1.5		50 – **300**	28 – 15			**320.00**
HFm 70B	47HF61MB7A1		1.5	2		50 – **300**	32 – 19			**345.00**
HFm 5C	47HF5M0CA1		0.55	0.75		100 – **400**	12 – 6.5	**2"**	**2"**	**210.00**
HFm 5B	47HF5M0BA1		0.75	1		100 – **500**	13.2 – 5			**218.00**
HFm 5A	47HF5M0AA1		1.1	1.5		100 – **600**	13.8 – 3			**230.00**
HFm 5BM	47HF5M2B7A1		1.1	1.5		100 – **600**	18.5 – 6			**315.00**
HFm 5AM	47HF5M2A7A1		1.5	2		100 – **600**	21.5 – 10			**330.00**
Three-phase										
HF 50B	47HF50T6BA	1	0.37	0.50	**IE2**	50 – **300**	10 – 4	**1½"**	**1½"**	**183.00**
HF 50A	47HF50T6AA		0.55	0.75		50 – **300**	12 – 6			**188.00**
HF 51B	47HF5T1BA		0.55	0.75	**IE3**	50 – **300**	17.2 – 5.4			**220.00**
HF 51A	47HF5T1AA		0.75	1		50 – **300**	20.2 – 8.4			**225.00**
HF 70C	47HF61TC7A		1.1	1.5		50 – **300**	28 – 15			**330.00**
HF 70B	47HF61TB7A		1.5	2		50 – **300**	32 – 19			**345.00**
HF 70A	47HF61TA7A		2.2	3		50 – **300**	38 – 25			**356.00**
HF 5C	47HF5T0CA		0.55	0.75		100 – **400**	12 – 6.5	**2"**	**2"**	**225.00**
HF 5B	47HF5T0BA		0.75	1		100 – **500**	13.2 – 5			**233.00**
HF 5A	47HF5T0AA		1.1	1.5		100 – **600**	13.8 – 3			**240.00**
HF 5BM	47HF5T2B7A		1.1	1.5		100 – **600**	18.5 – 6			**325.00**
HF 5AM	47HF5T2A7A		1.5	2		100 – **600**	21.5 – 10			**330.00**

■ Impeller: 1=AISI 304 stainless steel; ▲ Three phase motor efficiency class (IEC 60034-30-1)

• Pump body: cast iron

HF CENTRIFUGAL PUMPS (HIGH FLOW)

MODEL			POWER P2			PERFORMANCE		PORTS		PRICE
Single-phase	Code	■	kW	HP	▲	Q l/min	H m	DN1	DN2	€
HFm 4	47HF5M0LA1	1	0.75	1	–	200 – **800**	9.3 – 3	**2½"**	**2½"**	**210.00**
HFm 6C	47HF6M0C7A1		1.1	1.5		200 – **1000**	11.7 – 3	**3"**	**3"**	**370.00**
HFm 6B	47HF6M0B7A1		1.5	2		200 – **1100**	14.5 – 5			**385.00**
HFm 6A	47HF6M0A7A1		2.2	3		200 – **1200**	18.1 – 6			**450.00**
Three-phase										
HF 4	47HF5T0LA	1	0.75	1	IE3	200 – **800**	9.3 – 3	**2½"**	**2½"**	**225.00**
HF 6C	47HF6T0C7A		1.1	1.5		200 – **1000**	11.7 – 3	**3"**	**3"**	**380.00**
HF 6B	47HF6T0B7A		1.5	2		200 – **1100**	14.5 – 5			**385.00**
HF 6A	47HF6T0A7A		2.2	3		200 – **1200**	18.1 – 6			**400.00**
HF 8B	47HF8T0B1A		3	4		200 – **1200**	21 – 9	**4"**	**4"**	**630.00**
HF 8A	47HF83T0AA		4	5.5		200 – **1200**	24 – 13			**690.00**
HF 20B	47HF826BA	2	3	4		400 – **1600**	19 – 8			**640.00**
HF 20A	47HF826AA		4	5.5		400 – **1800**	21.5 – 6			**690.00**
HF 30B	47HF93TBE		5.5	7.5		600 – **2000**	18 – 13			**840.00**
HF 30A	47HF93TAE		7.5	10		600 – **2200**	23 – 18			**870.00**

■ Impeller: 1=AISI 304 stainless steel; 2=brass ▲ Three phase motor efficiency class (IEC 60034-30-1)

• Pump body: cast iron

F MONOBLOCK CENTRIFUGAL PUMPS (EN 733)

MODEL (n= 2900 min⁻¹)			POWER P2			PERFORMANCE Q	H	PRICE Pumps	Counterflanges *		PRICE
Single-phase	Code	■	kW	HP	▲	l/min	m	€	DN	Code	€
Fm 32/160C	4FN32148C7A1	1	1.5	2	–	100 – **350**	24 – 14	**550.00**	**DN 50** x **32** (2" x 1¼")	ASS14FL0320	**51.00**
Fm 32/160B	4FN32159B1A1		2.2	3		100 – **400**	30 – 17	**670.00**			
Fm 40/125C	4FN40125CA1	1	1.1	1.5	–	100 – **550**	16 – 6	**525.00**	**DN 65** x **40** (2½" x 1½")	ASS14FL0400	**57.00**
Fm 40/125B	4FN40125BA1		1.5	2		100 – **600**	20.5 – 9	**550.00**			
Fm 40/160C	4FN40158C1A1	1	2.2	3		100 – **600**	27 – 14	**670.00**			
Fm 50/125C	4FN50162C1A1	1	2.2	3	–	300 – **1200**	17.5 – 6	**660.00**	**DN 65** x **50** (2½" x 2")	ASS14FL0500	**58.00**
Three-phase											
F 32/160C	4FN32148C7A	1	1.5	2	IE3	100 – **350**	24 – 14	**550.00**	**DN 50** x **32** (2" x 1¼")	ASS14FL0320	**51.00**
F 32/160B	4FN32149B7A		2.2	3		100 – **400**	30 – 17	**570.00**			
F 32/160A	4FN32160A1A		3	4		100 – **450**	37 – 24	**635.00**			
F 32/200C	4FN32203CA	1	4	5.5		100 – **450**	44 – 31.5	**745.00**			
F 32/200B	4FN32203BE		5.5	7.5		100 – **500**	51 – 36	**800.00**			
F 32/200A	4FN32203AE		7.5	10		100 – **500**	57 – 44	**830.00**			
F 32/200BH	4FN3220HBA		3	4		100 – **300**	45 – 37	**720.00**			
F 32/200AH	4FN3220HAA		4	5.5		100 – **320**	55 – 44	**745.00**			
F 32/250C	4FN32250CE	2	9.2	12.5		100 – **450**	75 – 60	**1,650.00**			
F 32/250B	4FN32250BE		11	15		100 – **500**	87 – 70	**1,660.00**			
F 32/250A	4FN32250AE		15	20		100 – **500**	97 – 80	**1,770.00**			
F 40/125C	4FN40125CA	1	1.1	1.5	IE3	100 – **550**	16 – 6	**525.00**	**DN 65** x **40** (2½" x 1½")	ASS14FL0400	**57.00**
F 40/125B	4FN40125BA		1.5	2		100 – **600**	20.5 – 9	**550.00**			
F 40/125A	4FN40125AA		2.2	3		100 – **700**	26 – 10	**570.00**			
F 40/160C	4FN40158C7A	1	2.2	3		100 – **600**	27 – 14	**570.00**			
F 40/160B	4FN40159B1A		3	4		100 – **600**	32 – 20	**635.00**			
F 40/160A	4FN40163AA		4	5.5		100 – **700**	38 – 20	**690.00**			
F 40/200B	4FN40203BE	1	5.5	7.5		100 – **700**	47 – 28	**824.00**			
F 40/200A	4FN40203AE		7.5	10		100 – **700**	55 – 41	**866.00**			
F 40/250C	4FN40250CE	2	9.2	12.5		100 – **700**	64 – 47	**1,650.00**			
F 40/250B	4FN40250BE		11	15		100 – **700**	71 – 55	**1,660.00**			
F 40/250A	4FN40250AE		15	20		100 – **700**	88 – 72	**1,770.00**			
F 50/125C	4FN50162C7A	1	2.2	3	IE3	300 – **1200**	17.5 – 6	**570.00**	**DN 65** x **50** (2½" x 2")	ASS14FL0500	**58.00**
F 50/125B	4FN50162B1A		3	4		300 – **1200**	20.7 – 9	**635.00**			
F 50/125A	4FN50161AA		4	5.5		300 – **1200**	23.5 – 13	**700.00**			
F 50/160C	4FN50163CA	1	4	5.5		300 – **1000**	27 – 16	**755.00**			
F 50/160B	4FN50163BE		5.5	7.5		300 – **1100**	32 – 21	**800.00**			
F 50/160A	4FN50163AE		7.5	10		300 – **1100**	37 – 27	**830.00**			
F 50/200C	4FN50165CE	2	11	15		400 – **1700**	44 – 30	**1,635.00**			
F 50/200B	4FN50165BE		15	20		400 – **1700**	52 – 38	**1,745.00**			
F 50/200A	4FN50165AE		18.5	25		400 – **1800**	61 – 45	**1,840.00**			
F 50/200AR	4FN50166AE		22	30		400 – **1800**	69 – 53	**1,990.00**			
F 50/250D	4FN50167E	2	9.2	12.5		300 – **900**	51 – 32	**1,650.00**			
F 50/250C	4FN50168E		11	15		300 – **900**	59 – 42	**1,660.00**			
F 50/250B	4FN50169E		15	20		300 – **1000**	72 – 59	**1,752.00**			
F 50/250A	4FN50170E		18.5	25		300 – **1000**	85 – 73	**1,855.00**			
F 50/250AR	4FN50172AE		22	30		300 – **1000**	95 – 83	**1,990.00**			
F 65/125C	4FN65125CA	2	4	5.5	IE3	600 – **1800**	16 – 11	**840.00**	**DN 80** x **65** (3" x 2½")	ASS14FL0650	**65.00**
F 65/125B	4FN65125BE		5.5	7.5		600 – **2000**	18 – 13	**876.00**			
F 65/125A	4FN65125AE		7.5	10		600 – **2200**	23 – 18	**910.00**			
F 65/160C	4FN65158E	2	9.2	12.5		600 – **2200**	32 – 22	**1,620.00**			
F 65/160B	4FN65159E		11	15		600 – **2400**	36.5 – 23	**1,635.00**			
F 65/160A	4FN65160E		15	20		600 – **2400**	40.5 – 28	**1,720.00**			
F 65/200B	4FN65165BE	2	15	20		200 – **2400**	44 – 30.5	**1,770.00**			
F 65/200A	4FN65165AE		18.5	25		200 – **2500**	50 – 36.5	**1,868.00**			
F 65/200AR	4FN65170AE		22	30		200 – **2600**	57 – 42	**2,020.00**			
F 65/250C	4FN65250CE	2	30	40	IE3	400 – **2350**	76 – 53	**4,330.00**			
F 65/250B	4FN65250BE		37	50		400 – **2500**	87 – 62	**4,575.00**			
F 65/250A	4FN65250AE		45	60		400 – **2600**	95 – 68	**4,675.00**			

F MONOBLOCK CENTRIFUGAL PUMPS (EN 733)

MODEL (n= 2900 min⁻¹)			POWER P2			PERFORMANCE		PRICE	Counterflanges *		
						Q	H	Pumps			PRICE
Three-phase	Code	■	**kW**	**HP**	▲	l/min	m	**€**	DN	Code	**€**
F 80/160D	4FN80160DE	2	11	15	IE3	500 – **4000**	25 – 10	**1,645.00**	**DN 100** x **80** (4" x 3")	ASS14FL0800	**80.00**
F 80/160C	4FN80160CE		15	20		500 – **4000**	30 – 15	**1,770.00**			
F 80/160B	4FN80160BE		18.5	25		500 – **4000**	35 – 20	**1,840.00**			
F 80/160A	4FN80160AE		22	30		500 – **4000**	40 – 25	**1,990.00**			
F 80/200B	4FN80200BE	2	30	40		500 – **3650**	56 – 34.5	**4,320.00**			
F 80/200A	4FN80200AE		37	50		500 – **3900**	62 – 40	**4,560.00**			
F 80/250B	4FN80250BE	2	45	60		600 – **3600**	77 – 54	**4,790.00**			
F 80/250A	4FN80250AE		55	75		600 – **3900**	88.5 – 60	**9,580.00**			
F 100/160C	4FNA10160CNE	2	15	20	IE3	1000 – **5000**	30 – 12	**1,860.00**	**DN 125** x **100** (5" x 4")	ASS14FL1000	**96.00**
F 100/160B	4FNA10160BNE		18.5	25		1000 – **5200**	34 – 14.5	**1,930.00**			
F 100/160A	4FNA10160ANE		22	30		1000 – **5500**	38 – 17.5	**2,080.00**			
F 100/200C	4FNA10200CE	2	30	40		833 – **4650**	51 – 28	**4,410.00**			
F 100/200B	4FNA10200BE		37	50		833 – **4900**	57 – 33	**4,650.00**			
F 100/200A	4FNA10200AE		45	60		833 – **5250**	63 – 38	**4,760.00**			
F 100/250B	4FNA10250BE	2	55	75		800 – **5150**	75 – 48	**9,580.00**			
F 100/250A	4FNA10250AE		75	100		800 – **5750**	89 – 58	**10,300.00**			

■ Impeller: 1=brass; 2=cast iron

▲ Three phase motor efficiency class (IEC 60034-30-1)

- Pump body: cast iron
- Protection: IP X5

∗ Counterflanges KIT including screws, nuts and gaskets has to be ordered separately

F-INOX MONOBLOCK STAINLESS STEEL CENTRIFUGAL PUMPS (EN 733)

MODEL (n= 2900 min⁻¹)		POWER P2			PERFORMANCE		PRICE
Three-phase	Code	**kW**	**HP**	▲	**Q** l/min	**H** m	**€**
F 50/160C-I	4F50163XCA	4	5.5	IE3	300 – **1000**	27 – 16	**2,600.00**
F 50/160B-I	4F50163XBE	5.5	7.5		300 – **1100**	32 – 21	**2,650.00**
F 50/160A-I	4F50163XAE	7.5	10		300 – **1100**	37 – 27	**2,690.00**
F 65/125C-I	4F65125XCA	4	5.5	IE3	600 – **1800**	16 – 11	**3,100.00**
F 65/125B-I	4F65125XBE	5.5	7.5		600 – **2000**	18 – 13	**3,150.00**
F 65/125A-I	4F65125XAE	7.5	10		600 – **2200**	23 – 18	**3,180.00**

▲ Three phase motor efficiency class (IEC 60034-30-1)

- Pump body: precision cast AISI 316 stainless steel (without counterflanges)
- Impeller: precision cast AISI 316 stainless steel
- Shaft: AISI 316L stainless steel
- Protection: IP X5

F4 MONOBLOCK CENTRIFUGAL PUMPS (EN 733)

MODEL (n= 1450 min⁻¹)			POWER P2			PERFORMANCE		PRICE	Counterflanges *		
						Q	H	Pumps			PRICE
Three-phase	Code	■	kW	HP	▲	l/min	m	€	DN	Code	€
F4-32/160B	4FP32160BA	1	0.37	0.5	IE2	50 – **200**	7.5 – 4.5	**520.00**	**DN 50** x **32** (2" x 1¼")	ASS14FL0320	**51.00**
F4-32/160A	4FP32160AA		0.37	0.5		50 – **225**	9 – 5	**520.00**			
F4-32/200B	4FP32203BA	1	0.75	1	IE3	50 – **250**	12.5 – 9	**715.00**			
F4-32/200A	4FP32203AA		1.1	1.5		50 – **250**	14 – 10.5	**745.00**			
F4-32/200BH	4FP3220HBA	1	0.75	1		50 – **150**	11.3 – 9.2	**715.00**			
F4-32/200AH	4FP3220HAA		0.75	1		50 – **160**	13.8 – 11	**715.00**			
F4-32/250C	4FP32250CA	2	1.1	1.5		50 – **220**	18.4 – 15	**1,010.00**			
F4-32/250B	4FP32250BA		1.5	2		50 – **250**	21.7 – 17.4	**1,030.00**			
F4-32/250A	4FP32250AA		2.2	3		50 – **270**	23.8 – 18.7	**1,060.00**			
F4-40/160B	4FP40160BA	1	0.37	0.5	IE2	50 – **320**	7.5 – 3.5	**520.00**	**DN 65** x **40** (2½" x 1½")	ASS14FL0400	**57.00**
F4-40/160A	4FP40160AA		0.55	0.75		50 – **350**	9 – 4.5	**540.00**			
F4-40/200B	4FP40203BA	1	0.75	1	IE3	50 – **350**	11.5 – 7	**745.00**			
F4-40/200A	4FP40203AA		1.1	1.5		50 – **350**	13.8 – 10	**765.00**			
F4-40/250C	4FP40250CA	2	1.1	1.5		50 – **400**	15.5 – 10	**1,000.00**			
F4-40/250B	4FP40250BA		1.5	2		50 – **400**	17.5 – 12	**1,020.00**			
F4-40/250A	4FP40250AA		2.2	3		50 – **400**	22 – 17	**1,060.00**			
F4-50/125B	4FP50160BA	1	0.55	0.75	IE2	150 – **600**	5 – 2	**540.00**	**DN 65** x **50** (2½" x 2")	ASS14FL0500	**58.00**
F4-50/125A	4FP50160AA		0.55	0.75		150 – **600**	6 – 3	**540.00**			
F4-50/160B (I)	4FP50163BA	1	0.75	1	IE3	150 – **650**	8 – 3.8	**715.00**			
F4-50/160A (I)	4FP50163AA		1.1	1.5		150 – **700**	9.3 – 4.5	**745.00**			
F4-50/200C	4FP50165CA	2	1.5	2		200 – **850**	11 – 7.5	**1,000.00**			
F4-50/200B	4FP50165BA		2.2	3		200 – **850**	13 – 9.5	**1,020.00**			
F4-50/200A	4FP50165AA		2.2	3		200 – **900**	15 – 11.2	**1,020.00**			
F4-50/200AR	4FP50166AA		3	4		200 – **900**	17 – 13.2	**1,060.00**			
F4-50/250D	4FP50167A	2	1.1	1.5		150 – **650**	12.5 – 5	**1,000.00**			
F4-50/250C	4FP50168A		1.5	2		150 – **700**	14 – 5	**1,010.00**			
F4-50/250B	4FP50169A		2.2	3		150 – **700**	18 – 10.5	**1,050.00**			
F4-50/250A	4FP50170A		2.2	3		150 – **700**	20 – 13	**1,050.00**			
F4-50/250AR	4FP50172AA		3	4		150 – **700**	23.5 – 17	**1,060.00**			
F4-65/125B (I)	4FP65125BA	2	0.75	1	IE3	300 – **1100**	4.7 – 3	**780.00**	**DN 80** x **65** (3" x 2½")	ASS14FL0650	**65.00**
F4-65/125A (I)	4FP65125AA		1.1	1.5		300 – **1200**	5.7 – 4	**810.00**			
F4-65/160C	4FP65158A	2	1.1	1.5		300 – **1100**	7.5 – 5.5	**930.00**			
F4-65/160B	4FP65159A		1.5	2		300 – **1200**	9 – 5.7	**960.00**			
F4-65/160A	4FP65160A		2.2	3		300 – **1200**	10.1 – 7	**990.00**			
F4-65/200A	4FP65165AA	2	2.2	3		300 – **1250**	12 – 8.5	**1,060.00**			
F4-65/200AR	4FP65170AA		3	4		300 – **1300**	14 – 10	**1,090.00**			
F4-65/250B	4FP65250BA	2	4	5.5		200 – **1250**	21.8 – 15	**1,840.00**			
F4-65/250A	4FP65250AA		5.5	7.5		200 – **1300**	23.5 – 17	**1,870.00**			

F4 MONOBLOCK CENTRIFUGAL PUMPS (EN 733)

MODEL (n= 1450 min^{-1})			POWER P2			PERFORMANCE		PRICE	Counterflanges *		
						Q	H	Pumps			PRICE
Three-phase	Code	■	**kW**	**HP**	▲	l/min	m	**€**	DN	Code	**€**
F4-80/160D	4FP80160DA	2	1.5	2	IE3	300 – **2000**	6.3 – 2.5	**1,000.00**	**DN 100** x **80** (4" x 3")	ASS14FL0800	**80.00**
F4-80/160C	4FP80160CA	2	2.2	3	IE3	300 – **2000**	7.5 – 3.8	**1,020.00**			
F4-80/160B	4FP80160BA	2	2.2	3	IE3	300 – **2000**	8.8 – 5	**1,020.00**			
F4-80/160A	4FP80160AA	2	3	4	IE3	300 – **2000**	10 – 6.2	**1,060.00**			
F4-80/200B	4FP80200BA	2	4	5.5	IE3	300 – **1800**	14 – 9	**1,770.00**			
F4-80/200A	4FP80200AA	2	5.5	7.5	IE3	300 – **1900**	15.5 – 10.5	**1,800.00**			
F4-80/250B	4FP80250BA	2	5.5	7.5	IE3	300 – **1800**	19.5 – 13.5	**2,195.00**			
F4-80/250A	4FP80250AA	2	7.5	10	IE3	300 – **1950**	22 – 15	**2,310.00**			
F4-100/160B	4FPA10160BNA	2	2.2	3	IE3	400 – **2600**	8.3 – 3.5	**1,180.00**	**DN 125** x **100** (5" x 4")	ASS14FL1000	**96.00**
F4-100/160A	4FPA10160ANA	2	3	4	IE3	400 – **2800**	10 – 4.7	**1,215.00**			
F4-100/200C	4FPA10200CA	2	4	5.5	IE3	400 – **2300**	12.7 – 7	**1,920.00**			
F4-100/200B	4FPA10200BA	2	5.5	7.5	IE3	400 – **2400**	14.2 – 8.5	**1,950.00**			
F4-100/200A	4FPA10200AA	2	5.5	7.5	IE3	400 – **2600**	15.8 – 9.5	**1,950.00**			
F4-100/250B	4FPA10250BA	2	7.5	10	IE3	400 – **2600**	18.5 – 11.5	**2,430.00**			
F4-100/250A	4FPA10250AA	2	9.2	12.5	IE3	400 – **2900**	22 – 13.5	**2,600.00**			

■ Impeller: 1=brass; 2=cast iron

▲ Three phase motor efficiency class (IEC 60034-30-1)

(I) **Pumps cast in AISI 316 stainless steel available on request**

- Pump body: cast iron
- Protection: IP X5

∗ Counterflanges KIT including screws, nuts and gaskets has to be ordered separately

FG BARE AXLE CENTRIFUGAL PUMPS (EN 733)

MODEL			2 POLES n= 2900 min^{-1}				4 POLES n= 1450 min^{-1}				PRICE	PRICE
			Motor to connect P2		PERFORMANCE		Motor to connect P2		PERFORMANCE		Pumps	Counterflanges *
Pump	Code	■	kW	HP	Q m^3/h	H m	kW	HP	Q m^3/h	H m	€	€
FG 32/160C	4FG3216C010		1.5	2	6 – **21**	24 – 14	0.25	0.33	3 – **10.5**	6 – 3.5	680.00	
FG 32/160B	4FG3216B010	1	2.2	3	6 – **24**	30 – 17	0.37	0.5	3 – **12**	7.5 – 4	680.00	
FG 32/160A	4FG3216A010		3	4	6 – **27**	37 – 24	0.37	0.5	3 – **13.5**	9 – 6	680.00	
FG 32/200C	4FG3220C010		4	5.5	6 – **27**	44 – 31.5	0.55	0.75	3 – **13.5**	11 – 8	760.00	
FG 32/200B	4FG3220B010	1	5.5	7.5	6 – **30**	51 – 36	0.75	1	3 – **15**	12.5 – 9	760.00	51.00
FG 32/200A	4FG3220A010		7.5	10	6 – **30**	57 – 44	1.1	1.5	3 – **15**	14 – 11	760.00	
FG 32/200BH	4FG3221BH010	1	3	4	6 – **18**	45 – 37	0.55	0.75	3 – **9**	11 – 9	760.00	
FG 32/200AH	4FG3221AH010		4	5.5	6 – **19.2**	55 – 44	0.55	0.75	3 – **9.6**	13.8 – 11	760.00	
FG 32/250C	4FG3225C010		9.2	12.5	6 – **27**	75 – 60	1.1	1.5	3 – **13.2**	18.4 – 15	990.00	DN 50 x 32
FG 32/250B	4FG3225B010	2	11	15	6 – **30**	87 – 70	1.5	2	3 – **15**	21.7 – 17.4	990.00	(2" x 1¼")
FG 32/250A	4FG3225A010		15	20	6 – **30**	97 – 80	2.2	3	3 – **16.2**	23.8 – 18.7	990.00	Cod. ASS14FL0320
FG 40/125C	4FG4012C010		1.1	1.5	6 – **33**	16 – 6	–	–	–	–	700.00	
FG 40/125B	4FG4012B010	1	1.5	2	6 – **36**	20.5 – 9	–	–	–	–	700.00	
FG 40/125A	4FG4012A010		2.2	3	6 – **42**	26 – 10	–	–	–	–	700.00	
FG 40/160C	4FG4016C010		2.2	3	6 – **36**	27 – 14	0.37	0.5	3 – **18**	6.5 – 3.5	680.00	
FG 40/160B	4FG4016B010	1	3	4	6 – **36**	32 – 20	0.37	0.5	3 – **18**	8 – 5	680.00	57.00
FG 40/160A	4FG4016A010		4	5.5	6 – **42**	38 – 20	0.55	0.75	3 – **21**	9.5 – 5	680.00	
FG 40/200B	4FG4020B010	1	5.5	7.5	6 – **42**	47 – 28	0.75	1	3 – **21**	11.5 – 7	790.00	
FG 40/200A	4FG4020A010		7.5	10	6 – **42**	55 – 41	1.1	1.5	3 – **21**	13.5 – 10	790.00	
FG 40/250C	4FG4025C010		9.2	12.5	6 – **42**	64 – 47	1.1	1.5	3 – **21**	16 – 11.5	980.00	DN 65 x 40
FG 40/250B	4FG4025B010	2	11	15	6 – **42**	71 – 55	1.5	2	3 – **21**	17.5 – 13.5	980.00	(2½" x 1½")
FG 40/250A	4FG4025A010		15	20	6 – **42**	88 – 72	2.2	3	3 – **21**	22 – 18	980.00	cod. ASS14FL0400
FG 50/125C	4FG5012C010		2.2	3	18 – **72**	17.5 – 6	0.37	0.5	9 – **36**	4.3 – 1.5	690.00	
FG 50/125B	4FG5012B010	1	3	4	18 – **72**	20.7 – 9	0.55	0.75	9 – **36**	5.1 – 2.3	690.00	
FG 50/125A	4FG5012A010		4	5.5	18 – **72**	23.5 – 13	0.55	0.75	9 – **36**	5.8 – 3.2	690.00	
FG 50/160C	4FG5016C010		4	5.5	18 – **60**	27 – 16	0.55	0.75	9 – **30**	7 – 4	760.00	
FG 50/160B	4FG5016B010	1	5.5	7.5	18 – **66**	32 – 21	0.75	1	9 – **33**	8 – 5	760.00	
FG 50/160A	4FG5016A010		7.5	10	18 – **66**	37 – 27	1.1	1.5	9 – **33**	9 – 7	760.00	
FG 50/200C	4FG5020C010		11	15	24 – **102**	44 – 30	1.5	2	12 – **51**	11 – 7.5	960.00	58.00
FG 50/200B	4FG5020B010	2	15	20	24 – **102**	52 – 38	2.2	3	12 – **51**	13 – 9.5	960.00	
FG 50/200A	4FG5020A010		18.5	25	24 – **108**	61 – 45	2.2	3	12 – **54**	15 – 11	960.00	
FG 50/200AR	4FG5021AR010		22	30	24 – **108**	69 – 53	3	4	12 – **54**	17 – 13	960.00	
FG 50/250D	4FG5025D010		9.2	12.5	18 – **54**	51 – 32	1.1	1.5	9 – **27**	12.5 – 8	960.00	
FG 50/250C	4FG5025C010		11	15	18 – **54**	59 – 42	1.5	2	9 – **27**	14.5 – 10.5	960.00	
FG 50/250B	4FG5025B010	2	15	20	18 – **60**	72 – 59	2.2	3	9 – **30**	18 – 14.5	960.00	DN 65 x 50
FG 50/250A	4FG5025A010		18.5	25	18 – **60**	85 – 73	2.2	3	9 – **30**	21 – 18	960.00	(2½" x 2")
FG 50/250AR	4FG5026AR010		22	30	18 – **60**	95 – 83	3	4	9 – **30**	24 – 21	960.00	cod. ASS14FL0500
FG 65/125C	4FG6512C010		4	5.5	36 – **108**	16 – 11	0.55	0.75	18 – **54**	4 – 2.7	830.00	
FG 65/125B	4FG6512B010	2	5.5	7.5	36 – **120**	18 – 13	0.75	1	18 – **60**	4.5 – 3.2	830.00	65.00
FG 65/125A	4FG6512A010		7.5	10	36 – **132**	23 – 18	1.1	1.5	18 – **66**	5.8 – 4.5	830.00	
FG 65/160C	4FG6516C010		9.2	12.5	36 – **132**	32 – 22	1.1	1.5	18 – **66**	8 – 5.5	960.00	DN 80 x 65
FG 65/160B	4FG6516B010	2	11	15	36 – **144**	36.5 – 23	1.5	2	18 – **72**	9 – 5.5	960.00	(3" x 2½")
FG 65/160A	4FG6516A010		15	20	36 – **144**	40.5 – 28	2.2	3	18 – **72**	10 – 7	960.00	cod. ASS14FL0650

FG BARE AXLE CENTRIFUGAL PUMPS (EN 733)

MODEL			2 POLES n= 2900 min^{-1}				4 POLES n= 1450 min^{-1}				PRICE	PRICE
			Motor to connect P2		PERFORMANCE		Motor to connect P2		PERFORMANCE		Pumps	Counterflanges *
Pump	Code	■	kW	HP	Q m³/h	H m	kW	HP	Q m³/h	H m	€	€
FG 65/200B	4FG6520B010	2	15	20	12 – **144**	44 – 30.5	2.2	3	6 – **72**	10.5 – 7.3	**990.00**	**65.00**
FG 65/200A	4FG6520A010		18.5	25	12 – **150**	50 – 36.5	2.2	3	6 – **75**	12 – 8.5	**990.00**	
FG 65/200AR	4FG6521AR010		22	30	12 – **156**	57 – 42	3	4	6 – **78**	14 – 10	**990.00**	
FG 65/250C	4FG6525C010	2	30	40	24 – **141**	76 – 53	3	4	12 – **70.5**	19 – 13	**1,470.00**	**DN 80 x 65** (3" x 2½")
FG 65/250B	4FG6525B010		37	50	24 – **150**	87 – 62	4	5.5	12 – **75**	21.5 – 15.5	**1,470.00**	
FG 65/250A	4FG6525A010		45	60	24 – **156**	95 – 68	5.5	7.5	12 – **78**	23.5 – 17	**1,470.00**	cod. ASS14FL0650
FG 80/160D	4FG8016D010	2	11	15	30 – **240**	25 – 10	1.5	2	15 – **120**	6 – 2.5	**980.00**	**80.00**
FG 80/160C	4FG8016C010		15	20	30 – **240**	30 – 15	2.2	3	15 – **120**	7.5 – 3.5	**980.00**	
FG 80/160B	4FG8016B010		18.5	25	30 – **240**	35 – 20	2.2	3	15 – **120**	8.5 – 5	**980.00**	
FG 80/160A	4FG8016A010		22	30	30 – **240**	40 – 25	3	4	15 – **120**	10 – 6	**980.00**	
FG 80/200B	4FG8020B010	2	30	40	30 – **219**	56 – 34.5	4	5.5	15 – **109.5**	14 – 8.5	**1,190.00**	**DN 100 x 80** (4" x 3")
FG 80/200A	4FG8020A010		37	50	30 – **234**	62 – 40	5.5	7.5	15 – **117**	15.5 – 10	**1,190.00**	
FG 80/250B	4FG8025B010	2	45	60	36 – **216**	77 – 54	5.5	7.5	18 – **108**	19 – 13.5	**1,600.00**	
FG 80/250A	4FG8025A010		55	75	36 – **234**	88.5 – 60	7.5	10	18 – **117**	22 – 15	**1,600.00**	cod. ASS14FL0800
FG 100/160C	4FG9116CN010	2	15	20	60 – **300**	30 – 12	2.2	3	24 – **144**	7.5 – 3	**1,110.00**	**96.00**
FG 100/160B	4FG9116BN010		18.5	25	60 – **312**	34 – 14.5	2.2	3	24 – **156**	8.3 – 3.5	**1,110.00**	
FG 100/160A	4FG9116AN010		22	30	60 – **330**	38 – 17.5	3	4	24 – **168**	9.5 – 3.8	**1,110.00**	
FG 100/200C	4FG9120C010	2	30	40	48 – **279**	51 – 28	4	5.5	24 – **139.5**	12.5 – 7	**1,330.00**	**DN 125 x 100** (5" x 4")
FG 100/200B	4FG9120B010		37	50	48 – **294**	57 – 33	5.5	7.5	24 – **147**	14 – 8	**1,330.00**	
FG 100/200A	4FG9120A010		45	60	48 – **315**	63 – 38	5.5	7.5	24 – **157.5**	15.5 – 9.5	**1,330.00**	
FG 100/250B	4FG9125B010	2	55	75	48 – **309**	75 – 48	7.5	10	24 – **154.5**	18.5 – 12	**1,700.00**	
FG 100/250A	4FG9125A010		75	100	48 – **345**	89 – 58	9.2	12.5	24 – **172.5**	22 – 14.5	**1,700.00**	cod. ASS14FL1000

■ Impeller: 1=brass; 2=cast iron

• Pump body: cast iron

*** Counterflanges KIT including screws, nuts and gaskets has to be ordered separately**

● **If requested the FG pumps can be trialled and tested in accordance with standard EN 12845 for use in fire prevention units.**

FLUID SOLAR SOLAR PUMPS KIT

MODEL		INPUT POWER P1	MAXIMUM PERFORMANCE*		PORT	PRICE
			Q	H		
Pumps	Code		l/min	m	DN	€
FLUID SOLAR 1/10	49M4SK110A	750 W	5 – **38**	79 – 12	1"	**1,448.00**
FLUID SOLAR 1/20	49M4SK120A	1500 W	5 – **38**	165 – 35		**1,830.00**
FLUID SOLAR 2/6	49M4SK206A	750 W	5 – **75**	64 – 12		**1,415.00**
FLUID SOLAR 2/14	49M4SK214A	1500 W	5 – **70**	140 – 20		**1,790.00**
FLUID SOLAR 4/4	49M4SK404A	750 W	5 – **102**	38.5 – 12		**1,415.00**
FLUID SOLAR 4/8	49M4SK408A	1500 W	5 – **120**	85 – 24		**1,790.00**
FLUID SOLAR 6/3	49M4SK603A	750 W	5 – **150**	30 – 9	1¼"	**1,415.00**
FLUID SOLAR 6/6	49M4SK606A	1500 W	5 – **180**	65 – 18		**1,790.00**

* Performance with:
- solar radiation of 1000 W/m²;
- available voltage of the photovoltaic panels 100 VDC;
- photovoltaic panels facing SOUTH (facing NORTH for installations in the southern hemisphere) and optimised angle of inclination to the horizon according to the latitude of the installation site..

(1)

COMPONENTS
- Pump with 2 metres long power cable
- Control box to protect the pump from dry running (1)
- N° 2 male connectors type SMK (2)
- N° 2 female connectors type SMK (3)
- N° 2 Y female/male-male connectors type MC4 (4) (only for FLUID SOLAR with P1=1500 W)
- N° 2 Y male/female-female connectors type MC4 (5) (only for FLUID SOLAR with P1=1500 W)
- RPS2 electrical cable resin joint (6)
- Patent n. 0001413386, EP2419642
- Patent n. EP2300717
- FLUID SOLAR® Registered trade mark n. 0001516301

CABLES FOR PHOTOVOLTAIC SOLAR SYSTEM

MODEL	Code	WEIGHT	PRICE € per metre
1 x 4 mm² Red color	117SF104R	60 g/m	**2.70**
1 x 4 mm² Black color	117SF104N	60 g/m	**2.70**
1 x 6 mm² Red color	117SF106R	80 g/m	**3.20**
1 x 6 mm² Black color	117SF106N	80 g/m	**3.20**

➠ These cables should be used to connect the control unit to the photovoltaic modules according to the diagram in the installation manual.
➠ The overall length of the connections must comply with the following regulations:
- utilize cables of 4 mm2 cross-section for connections of a maximum of 40 metres in length
- utilize cables of 6 mm2 cross-section for connections from 40 metres in length up to a maximum of 80 metres

➠ In order to connect the control box to the pump utilize four polar cables in accordance with the diagram in the installation manual.

PHOTOVOLTAIC MODULES

MODEL	Code	QUANTITY	PRICE €
PANASONIC mod. VBHN240SJ25	538MF001	n° 4 modules	**2,290.00**
	538MF002	n° 8 modules	**4,570.00**

- To run FLUID SOLAR at **P1=750 W n. 4 photovoltaic modules are required**.
- To run FLUID SOLAR at **P1=1500 W n. 8 photovoltaic modules are required**.
- No load voltage of each module 50 VDC.
- The total rated power of the four photovoltaic modules is 980 Wp
- The total rated power of the eight photovoltaic modules is 1960 Wp

HIT Original HIT® high efficiency photovoltaic modules (PANASONIC Patent)

3SR 3" SUBMERSIBLE PUMPS

MODEL		POWER P2		PERFORMANCE		PORT	PRICE
Single-phase	Code	kW	HP	Q l/min	H m	DN	€
3SRm 2/15	4930215PLA1	0.37	0.50	10 – **45**	42 – 10	1"	**375.00**
3SRm 2/22	4930222PLA1	0.55	0.75	10 – **45**	62 – 15		**408.00**
3SRm 2/30	4930230PLA1	0.75	1	10 – **45**	84.5 – 20.5		**448.00**
3SRm 2/43	4930243PLA1	1.1	1.5	10 – **45**	121 – 29		**522.00**
Three-phase							
3SR 2/15	4930215PLA	0.37	0.50	10 – **45**	42 – 10	1"	**375.00**
3SR 2/22	4930222PLA	0.55	0.75	10 – **45**	62 – 15		**408.00**
3SR 2/30	4930230PLA	0.75	1	10 – **45**	84.5 – 20.5		**448.00**
3SR 2/43	4930243PLA	1.1	1.5	10 – **45**	121 – 29		**522.00**

- Oil filled rewindable motor
- Motor power cable: 1.5 metres

DAVIS 4" SUBMERSIBLE PUMP WITH PERIPHERAL IMPELLER

MODEL		PUMP DIAMETER	POWER P2		PERFORMANCE		PORT	PRICE
Single-phase	Code	mm	kW	HP	Q l/min	H m	DN	€
DAVIS®	484SK40A1	101	0.75	1	5 – **50**	68 – 5	**1"**	**340.00**

- Power cable: supplied with 20 metres long power cable
- Impeller: brass
- Two mechanical seals separated by an oil chamber
- Capacitor and motor with built-in thermal overload protector
- Patent n. EP2300717 - EP2419642
- DAVIS® Registered trade mark n. 0001552668

DAVIS®: Ready to fit monoblock stainless steel submersible pump. Supplied with capacitor and motor with built-in motor protector.
N.B. Suitable for clean water without sand.

4BLOCK 4" MONOBLOCK SUBMERSIBLE PUMPS

MODEL		POWER P2		PERFORMANCE		PORT	PRICE
Single-phase	Code	kW	HP	Q l/min	H m	DN	€
4BLOCKm 2/10	49M41210LA1	0.55	0.75	10 – **60**	65 – 20	1¼"	**400.00**
4BLOCKm 2/13	49M41213LA1	0.75	1	10 – **60**	85 – 26		**428.00**
4BLOCKm 2/20	49M41220LA1	1.1	1.5	10 – **60**	125 – 39		**544.00**
4BLOCKm 4/7	49M41407LA1	0.55	0.75	20 – **100**	44 – 17	1¼"	**390.00**
4BLOCKm 4/9	49M41409LA1	0.75	1	20 – **100**	56 – 23		**410.00**
4BLOCKm 4/14	49M41414LA1	1.1	1.5	20 – **100**	88 – 35		**513.00**
4BLOCKm 6/4	49M41604LA1	0.55	0.75	25 – **150**	26 – 11	1¼"	**384.00**
4BLOCKm 6/6	49M41606LA1	0.75	1	25 – **150**	38 – 17		**406.00**
4BLOCKm 6/9	49M41609LA1	1.1	1.5	25 – **150**	58 – 26		**494.00**
4BLOCKm 8/4	49M41804LA1	0.75	1	40 – **200**	26 – 7.5	1¼"	**400.00**
4BLOCKm 8/7	49M41807LA1	1.1	1.5	40 – **200**	45 – 13		**480.00**

- Power cable: supplied with 20 metres long power cable
- Two mechanical seals separated by an oil chamber
- Capacitor and motor with built-in thermal overload protector
- Patent n. EP2300717 - EP2419642

4BLOCK: Ready to fit monoblock stainless steel submersible pumps. Supplied with capacitor and motor with built-tin motor protector. Suitable for use in clear water wells with a maximum sand content of up to 150 g/m³).

For the version with a 30 metres long power supply cable apply a surcharge of **€ 32.00**

SUBMERSIBLE PUMPS WITH PATENTED FLOATING IMPELLERS

4SR F PUMPS PAIRED WITH 4PD OR 4PS SUBMERSIBLE MOTORS

	MODEL	Code		POWER		PERFORMANCE		PORT	PRICE €	
		Pump with motor	Pump with motor	P2		Q	H		Pump with motor	
	Single-phase	**4PD**	**4PS**	**kW**	**HP**	l/min	m	DN	**4PD**	**4PS**
4SR1 F	**4SRm 1/12 F**	49480012WLA1	49480012WNA1	0.37	0.50	5 – **30**	71 – 30	1¼"	**380.00**	**440.00**
	4SRm 1/17 F	49480017WLA1	49480017WNA1	0.55	0.75	5 – **30**	100 – 42.5		**421.00**	**500.00**
	4SRm 1/22 F	49480022WLA1	49480022WNA1	0.75	1	5 – **30**	130 – 55		**477.00**	**560.00**
	4SRm 1/32 F	49480032WLA1	49480032WNA1	1.1	1.5	5 – **30**	188 – 80		**570.00**	**670.00**
	4SRm 1/42 F	49480042WLA1	49480042WNA1	1.5	2	5 – **30**	247 – 105		**706.00**	**843.00**
	Three-phase									
	4SR 1/12 F	49480012WLA	49480012WNA	0.37	0.50	5 – **30**	71 – 30	1¼"	**380.00**	**440.00**
	4SR 1/17 F	49480017WLA	49480017WNA	0.55	0.75	5 – **30**	100 – 42.5		**421.00**	**500.00**
	4SR 1/22 F	49480022WLA	49480022WNA	0.75	1	5 – **30**	130 – 55		**477.00**	**560.00**
	4SR 1/32 F	49480032WLA	49480032WNA	1.1	1.5	5 – **30**	188 – 80		**570.00**	**652.00**
	4SR 1/42 F	49480042WLA	49480042WNA	1.5	2	5 – **30**	247 – 105		**681.00**	**798.00**
4SR1.5 F	**Single-phase**								**4PD**	**4PS**
	4SRm 1.5/7 F	49480107WLA1	49480107WNA1	0.37	0.50	5 – **45**	47 – 14.5	1¼"	**355.00**	**415.00**
	4SRm 1.5/11 F	49480111WLA1	49480111WNA1	0.55	0.75	5 – **45**	74 – 23		**378.00**	**457.00**
	4SRm 1.5/15 F	49480115WLA1	49480115WNA1	0.75	1	5 – **45**	101 – 31.5		**422.00**	**505.00**
	4SRm 1.5/22 F	49480122WLA1	49480122WNA1	1.1	1.5	5 – **45**	148 – 46		**501.00**	**601.00**
	4SRm 1.5/30 F	49480130WLA1	49480130WNA1	1.5	2	5 – **45**	202 – 63		**588.00**	**725.00**
	4SRm 1.5/44 F	49480144WLA1	49480144WNA1	2.2	3	5 – **45**	296 – 92		**920.00**	**1,096.00**
	Three-phase									
	4SR 1.5/7 F	49480107WLA	49480107WNA	0.37	0.50	5 – **45**	47 – 14.5	1¼"	**355.00**	**415.00**
	4SR 1.5/11 F	49480111WLA	49480111WNA	0.55	0.75	5 – **45**	74 – 23		**378.00**	**457.00**
	4SR 1.5/15 F	49480115WLA	49480115WNA	0.75	1	5 – **45**	101 – 31.5		**422.00**	**505.00**
	4SR 1.5/22 F	49480122WLA	49480122WNA	1.1	1.5	5 – **45**	148 – 46		**501.00**	**583.00**
	4SR 1.5/30 F	49480130WLA	49480130WNA	1.5	2	5 – **45**	202 – 63		**563.00**	**680.00**
	4SR 1.5/44 F	49480144WLA	49480144WNA	2.2	3	5 – **45**	296 – 92		**880.00**	**1,035.00**
4SR2 F	**Single-phase**								**4PD**	**4PS**
	4SRm 2/6 F	49480206WLA1	49480206WNA1	0.37	0.50	10 – **65**	45 – 13	1¼"	**355.00**	**415.00**
	4SRm 2/9 F	49480209WLA1	49480209WNA1	0.55	0.75	10 – **65**	67 – 19.5		**366.00**	**445.00**
	4SRm 2/12 F	49480212WLA1	49480212WNA1	0.75	1	10 – **65**	90 – 25.7		**390.00**	**473.00**
	4SRm 2/17 F	49480217WLA1	49480217WNA1	1.1	1.5	10 – **65**	127 – 36.4		**453.00**	**553.00**
	4SRm 2/23 F	49480223WLA1	49480223WNA1	1.5	2	10 – **65**	172 – 49		**531.00**	**668.00**
	4SRm 2/33 F	49480233WLA1	49480233WNA1	2.2	3	10 – **65**	246 – 71		**665.00**	**841.00**
	Three-phase									
	4SR 2/6 F	49480206WLA	49480206WNA	0.37	0.50	10 – **65**	45 – 13	1¼"	**355.00**	**415.00**
	4SR 2/9 F	49480209WLA	49480209WNA	0.55	0.75	10 – **65**	67 – 19.5		**366.00**	**445.00**
	4SR 2/12 F	49480212WLA	49480212WNA	0.75	1	10 – **65**	90 – 25.7		**390.00**	**473.00**
	4SR 2/17 F	49480217WLA	49480217WNA	1.1	1.5	10 – **65**	127 – 36.4		**453.00**	**535.00**
	4SR 2/23 F	49480223WLA	49480223WNA	1.5	2	10 – **65**	172 – 49		**506.00**	**623.00**
	4SR 2/33 F	49480233WLA	49480233WNA	2.2	3	10 – **65**	246 – 71		**625.00**	**780.00**

4PD = rewindable oil filled submersible motor

4PS = incapsulated water cooled submersible motor

● **The pumps fitted with a single phase motor are supplied with the capacitor included in the price**

- 2 m long power cable
- Patent n. EP2419642, EP14721501.6

4SR F: suitable for pumping clean water with a maximum sand content of up to 150 g/m³

SUBMERSIBLE PUMPS WITH PATENTED FLOATING IMPELLERS

4SR F PUMPS PAIRED WITH 4PD OR 4PS SUBMERSIBLE MOTORS

	MODEL	Code		POWER		PERFORMANCE		PORT	PRICE €	
		Pump with motor	Pump with motor	P2		Q	H		Pump with motor	
	Single-phase	**4PD**	**4PS**	**kW**	**HP**	l/min	m	DN	**4PD**	**4PS**
4SR4 F	**4SRm 4/6 F**	49480406WLA1	49480406WNA1	0.55	0.75	20 – **100**	45.5 – 17	2"	**356.00**	**435.00**
	4SRm 4/8 F	49480408WLA1	49480408WNA1	0.75	1	20 – **100**	60.5 – 22.5		**377.00**	**460.00**
	4SRm 4/12 F	49480412WLA1	49480412WNA1	1.1	1.5	20 – **100**	91 – 33.5		**416.00**	**516.00**
	4SRm 4/15 F	49480415WLA1	49480415WNA1	1.5	2	20 – **100**	114 – 42		**483.00**	**620.00**
	4SRm 4/22 F	49480422WLA1	49480422WNA1	2.2	3	20 – **100**	167 – 61.5		**590.00**	**766.00**
	Three-phase									
	4SR 4/6 F	49480406WLA	49480406WNA	0.55	0.75	20 – **100**	45.5 – 17	2"	**356.00**	**435.00**
	4SR 4/8 F	49480408WLA	49480408WNA	0.75	1	20 – **100**	60.5 – 22.5		**377.00**	**460.00**
	4SR 4/12 F	49480412WLA	49480412WNA	1.1	1.5	20 – **100**	91 – 33.5		**416.00**	**498.00**
	4SR 4/15 F	49480415WLA	49480415WNA	1.5	2	20 – **100**	114 – 42		**458.00**	**575.00**
	4SR 4/22 F	49480422WLA	49480422WNA	2.2	3	20 – **100**	167 – 61.5		**550.00**	**705.00**
	4SR 4/30 F	49480430WLA	49480430WNA	3	4	20 – **100**	228 – 84		**711.00**	**943.00**
	4SR 4/40 F	49480440WLA	49480440WNA	4	5.5	20 – **100**	304 – 112		**1,088.00**	**1,275.00**
	4SR 4/54 F	49480454WLA	49480454WNA	5.5	7.5	20 – **100**	410 – 151		**1,308.00**	**1,510.00**
4SR6 F	**Single-phase**								**4PD**	**4PS**
	4SRm 6/4 F	49480604WLA1	49480604WNA1	0.55	0.75	25 – **150**	25.5 – 9.5	2"	**351.00**	**430.00**
	4SRm 6/6 F	49480606WLA1	49480606WNA1	0.75	1	25 – **150**	38 – 14.5		**367.00**	**450.00**
	4SRm 6/9 F	49480609WLA1	49480609WNA1	1.1	1.5	25 – **150**	57 – 21.5		**395.00**	**495.00**
	4SRm 6/13 F	49480613WLA1	49480613WNA1	1.5	2	25 – **150**	83 – 31.5		**473.00**	**610.00**
	4SRm 6/17 F	49480617WLA1	49480617WNA1	2.2	3	25 – **150**	108 – 41		**570.00**	**746.00**
	Three-phase									
	4SR 6/4 F	49480604WLA	49480604WNA	0.55	0.75	25 – **150**	25.5 – 9.5	2"	**351.00**	**430.00**
	4SR 6/6 F	49480606WLA	49480606WNA	0.75	1	25 – **150**	38 – 14.5		**367.00**	**450.00**
	4SR 6/9 F	49480609WLA	49480609WNA	1.1	1.5	25 – **150**	57 – 21.5		**395.00**	**477.00**
	4SR 6/13 F	49480613WLA	49480613WNA	1.5	2	25 – **150**	83 – 31.5		**448.00**	**565.00**
	4SR 6/17 F	49480617WLA	49480617WNA	2.2	3	25 – **150**	108 – 41		**530.00**	**685.00**
	4SR 6/24 F	49480624WLA	49480624WNA	3	4	25 – **150**	152 – 58		**676.00**	**908.00**
	4SR 6/32 F	49480632WLA	49480632WNA	4	5.5	25 – **150**	203 – 77		**894.00**	**1,081.00**
	4SR 6/43 F	49480643WLA	49480643WNA	5.5	7.5	25 – **150**	273 – 104		**1,123.00**	**1,325.00**
	4SR 6/58 F	49480658WLA	49480658WNA	7.5	10	25 – **150**	368 – 140		**1,454.00**	**1,820.00**
4SR8 F	**Single-phase**								**4PD**	**4PS**
	4SRm 8/4 F	49480804WLA1	49480804WNA1	0.75	1	40 – **200**	27 – 8	2"	**362.00**	**445.00**
	4SRm 8/7 F	49480807WLA1	49480807WNA1	1.1	1.5	40 – **200**	47 – 14.5		**393.00**	**493.00**
	4SRm 8/9 F	49480809WLA1	49480809WNA1	1.5	2	40 – **200**	60.5 – 18.5		**435.00**	**572.00**
	4SRm 8/13 F	49480813WLA1	49480813WNA1	2.2	3	40 – **200**	87 – 26.5		**525.00**	**701.00**
	Three-phase									
	4SR 8/4 F	49480804WLA	49480804WNA	0.75	1	40 – **200**	27 – 8	2"	**362.00**	**445.00**
	4SR 8/7 F	49480807WLA	49480807WNA	1.1	1.5	40 – **200**	47 – 14.5		**393.00**	**475.00**
	4SR 8/9 F	49480809WLA	49480809WNA	1.5	2	40 – **200**	60.5 – 18.5		**410.00**	**527.00**
	4SR 8/13 F	49480813WLA	49480813WNA	2.2	3	40 – **200**	87 – 26.5		**485.00**	**640.00**
	4SR 8/17 F	49480817WLA	49480817WNA	3	4	40 – **200**	114 – 35		**603.00**	**835.00**
	4SR 8/24 F	49480824WLA	49480824WNA	4	5.5	40 – **200**	161 – 49		**808.00**	**995.00**
	4SR 8/32 F	49480832WLA	49480832WNA	5.5	7.5	40 – **200**	214 – 65.5		**989.00**	**1,191.00**
	4SR 8/43 F	49480843WLA	49480843WNA	7.5	10	40 – **200**	288 – 88		**1,204.00**	**1,570.00**

4PD = rewindable oil filled submersible motor

4PS = incapsulated water cooled submersible motor

● The pumps fitted with a single phase motor are supplied with the capacitor included in the price

- Power cable: 2 m for power from 0.55 to 2.2 kW, 3.6 m for power from 3 to 7.5 kW
- Patent n. EP2419642, EP14721501.6

4SR F: suitable for pumping clean water with a maximum sand content of up to 150 g/m³

4SR N PUMPS PAIRED WITH 4PD OR 4PS SUBMERSIBLE MOTORS

	MODEL	Code		POWER		PERFORMANCE		PORT	PRICE	
		Pump with motor	Pump with motor	P2		Q	H		Pump with motor	
	Single-phase	4PD	4PS	kW	HP	l/min	m	DN	4PD	4PS
4SR10 N	4SRm 10/4 N	49481004WLA1	49481004WNA1	0.75	1	50 – **250**	24 – 5	2"	**392.00**	**475.00**
	4SRm 10/6 N	49481006WLA1	49481006WNA1	1.1	1.5	50 – **250**	36 – 7.5		**423.00**	**523.00**
	4SRm 10/8 N	49481008WLA1	49481008WNA1	1.5	2	50 – **250**	48 – 10		**488.00**	**625.00**
	4SRm 10/12 N	49481012WLA1	49481012WNA1	2.2	3	50 – **250**	71 – 15		**600.00**	**776.00**
	Three-phase									
	4SR 10/4 N	49481004WLA	49481004WNA	0.75	1	50 – **250**	24 – 5	2"	**392.00**	**475.00**
	4SR 10/6 N	49481006WLA	49481006WNA	1.1	1.5	50 – **250**	36 – 7.5		**423.00**	**505.00**
	4SR 10/8 N	49481008WLA	49481008WNA	1.5	2	50 – **250**	48 – 10		**463.00**	**580.00**
	4SR 10/12 N	49481012WLA	49481012WNA	2.2	3	50 – **250**	71 – 15		**560.00**	**715.00**
	4SR 10/17 N	49481017WLA	49481017WNA	3	4	50 – **250**	101 – 21.3		**721.00**	**953.00**
	4SR 10/23 N	49481023WLA	49481023WNA	4	5.5	50 – **250**	137 – 29		**978.00**	**1,165.00**
	4SR 10/31 N	49481031WLA	49481031WNA	5.5	7.5	50 – **250**	185 – 39		**1,193.00**	**1,395.00**
	4SR 10/42 N	49481042WLA	49481042WNA	7.5	10	50 – **250**	251 – 52.5		**1,404.00**	**1,770.00**
4SR12 N	Single-phase								4PD	4PS
	4SRm 12/5 N	49412N05WLA1	49412N05WNA1	0.75	1	50 – **300**	24 – 5	2"	**427.00**	**510.00**
	4SRm 12/7 N	49412N07WLA1	49412N07WNA1	1.1	1.5	50 – **300**	33.5 – 7		**498.00**	**598.00**
	4SRm 12/9 N	49412N09WLA1	49412N09WNA1	1.5	2	50 – **300**	43 – 9		**568.00**	**705.00**
	4SRm 12/14 N	49412N14WLA1	49412N14WNA1	2.2	3	50 – **300**	67 – 14		**730.00**	**906.00**
	Three-phase									
	4SR 12/5 N	49412N05WLA	49412N05WNA	0.75	1	50 – **300**	24 – 5	2"	**427.00**	**510.00**
	4SR 12/7 N	49412N07WLA	49412N07WNA	1.1	1.5	50 – **300**	33.5 – 7		**498.00**	**580.00**
	4SR 12/9 N	49412N09WLA	49412N09WNA	1.5	2	50 – **300**	43 – 9		**543.00**	**660.00**
	4SR 12/14 N	49412N14WLA	49412N14WNA	2.2	3	50 – **300**	67 – 14		**690.00**	**845.00**
	4SR 12/19 N	49412N19WLA	49412N19WNA	3	4	50 – **300**	91 – 19		**891.00**	**1,123.00**
	4SR 12/25 N	49412N25WLA	49412N25WNA	4	5.5	50 – **300**	120 – 25		**1,193.00**	**1,380.00**
	4SR 12/34 N	49412N34WLA	49412N34WNA	5.5	7.5	50 – **300**	163 – 34		**1,478.00**	**1,680.00**
	4SR 12/41 N	49412N41WLA	49412N41WNA	7.5	10	50 – **300**	197 – 41		**1,694.00**	**2,060.00**
4SR15 N	Single-phase								4PD	4PS
	4SRm 15/6 N	49415N06WLA1	49415N06WNA1	1.1	1.5	50 – **340**	30 – 3.5	2"	**463.00**	**563.00**
	4SRm 15/8 N	49415N08WLA1	49415N08WNA1	1.5	2	50 – **340**	40 – 5		**553.00**	**690.00**
	4SRm 15/12 N	49415N12WLA1	49415N12WNA1	2.2	3	50 – **340**	60 – 7		**685.00**	**861.00**
	Three-phase									
	4SR 15/6 N	49415N06WLA	49415N06WNA	1.1	1.5	50 – **340**	30 – 3.5	2"	**463.00**	**545.00**
	4SR 15/8 N	49415N08WLA	49415N08WNA	1.5	2	50 – **340**	40 – 5		**528.00**	**645.00**
	4SR 15/12 N	49415N12WLA	49415N12WNA	2.2	3	50 – **340**	60 – 7		**645.00**	**800.00**
	4SR 15/16 N	49415N16WLA	49415N16WNA	3	4	50 – **340**	80 – 9.5		**826.00**	**1,058.00**
	4SR 15/21 N	49415N21WLA	49415N21WNA	4	5.5	50 – **340**	105 – 12.5		**1,113.00**	**1,300.00**
	4SR 15/29 N	49415N29WLA	49415N29WNA	5.5	7.5	50 – **340**	145 – 17.5		**1,363.00**	**1,565.00**
	4SR 15/39 N	49415N39WLA	49415N39WNA	7.5	10	50 – **340**	195 – 23.5		**1,644.00**	**2,010.00**

4PD = rewindable oil filled submersible motor

4PS = incapsulated water cooled submersible motor

● The pumps fitted with a single phase motor are supplied with the capacitor included in the price

- Power cable: 2 m for power from 0.75 to 2.2 kW, 3.6 m for power from 3 to 7.5 kW
- Patent n. EP2419642

4SR N: suitable for pumping clean water with a maximum sand content of up to 150 g/m³

● MODELS COMPLYING WITH EU RULE N. 547/2012 WITH MINIMUM EFFICIENCY INDEX OF MEI≥0.40

4SR PUMPS PAIRED WITH 4PD OR 4PS SUBMERSIBLE MOTORS

	MODEL	Code		POWER		PERFORMANCE		PORT	PRICE	
		Pump with motor	Pump with motor	P2		Q	H		Pump with motor	
	Single-phase	**4PD**	**4PS**	**kW**	**HP**	l/min	m	DN	**4PD**	**4PS**
4SR12	**4SRm 12/4**	4941204WLA1	4941204WNA1	1.1	1.5	50 – **300**	24 – 8	**2"**	**405.00**	**505.00**
	4SRm 12/6	4941206WLA1	4941206WNA1	1.5	2	50 – **300**	37 – 14		**458.00**	**595.00**
	4SRm 12/9	4941209WLA1	4941209WNA1	2.2	3	50 – **300**	55 – 22		**580.00**	**756.00**
	Three-phase									
	4SR 12/4	4941204WLA	4941204WNA	1.1	1.5	50 – **300**	24 – 8	**2"**	**405.00**	**487.00**
	4SR 12/6	4941206WLA	4941206WNA	1.5	2	50 – **300**	37 – 14		**433.00**	**550.00**
	4SR 12/9	4941209WLA	4941209WNA	2.2	3	50 – **300**	55 – 22		**540.00**	**695.00**
	4SR 12/12	4941212WLA	4941212WNA	3	4	50 – **300**	73 – 29		**661.00**	**893.00**
	4SR 12/16	4941216WLA	4941216WNA	4	5.5	50 – **300**	97 – 38		**858.00**	**1,045.00**
	4SR 12/22	4941222WLA	4941222WNA	5.5	7.5	50 – **300**	135 – 53		**1,033.00**	**1,235.00**
	4SR 12/29	494L9229AX	494N9229A	7.5	10	50 – **300**	176 – 71		**1,254.00**	**1,620.00**
4SR15	**Single-phase**								**4PD**	**4PS**
	4SRm 15/5	4941505WLA1	4941505WNA1	1.5	2	50 – **375**	30 – 7.5	**2"**	**453.00**	**590.00**
	4SRm 15/7	4941507WLA1	4941507WNA1	2.2	3	50 – **375**	42 – 10		**530.00**	**706.00**
	Three-phase									
	4SR 15/5	4941505WLA	4941505WNA	1.5	2	50 – **375**	30 – 7.5	**2"**	**428.00**	**545.00**
	4SR 15/7	4941507WLA	4941507WNA	2.2	3	50 – **375**	42 – 10		**490.00**	**645.00**
	4SR 15/10	4941510WLA	4941510WNA	3	4	50 – **375**	60 – 15		**641.00**	**873.00**
	4SR 15/13	4941513WLA	4941513WNA	4	5.5	50 – **375**	77 – 19		**808.00**	**995.00**
	4SR 15/18	4941518WLA	4941518WNA	5.5	7.5	50 – **375**	108 – 27		**993.00**	**1,195.00**
	4SR 15/24	494L9324AX	494N9324A	7.5	10	50 – **375**	145 – 36		**1,199.00**	**1,565.00**

4PD = rewindable oil filled submersible motor

4PS = incapsulated water cooled submersible motor

● **The pumps fitted with a single phase motor are supplied with the capacitor included in the price**

- Power cable: 2 m for power from 1.1 to 2.2 kW, 3.6 m for power from 3 to 7.5 kW
- Patent n. EP2419642

4SR: suitable for pumping clean water with a maximum sand content of up to 150 g/m³

●● **MODELS NOT SALEABLE INSIDE THE EUROPEAN UNION**

SUBMERSIBLE PUMPS WITH PATENTED FLOATING IMPELLERS

4SR F - HYD 4" SUBMERSIBLE PUMPS

	MODEL		P2 POWER REQUIRED		PERFORMANCE		PORT	PRICE
					Q	H		
	Pump	Code	kW	HP	l/min	m	DN	€
4SR1 F - HYD	4SR 1/12 F - HYD	49480012WI5	0.37	0.50	5 – **30**	71 – 30	1¼"	**200.00**
	4SR 1/17 F - HYD	49480017WI5	0.55	0.75	5 – **30**	100 – 42.5		**240.00**
	4SR 1/22 F - HYD	49480022WI5	0.75	1	5 – **30**	130 – 55		**285.00**
	4SR 1/32 F - HYD	49480032WI5	1.1	1.5	5 – **30**	188 – 80		**362.00**
	4SR 1/42 F - HYD	49480042WI5	1.5	2	5 – **30**	247 – 105		**468.00**
4SR1.5 F - HYD	4SR 1.5/7 F - HYD	49480107WI5	0.37	0.50	5 – **45**	47 – 14.5	1¼"	**175.00**
	4SR 1.5/11 F - HYD	49480111WI5	0.55	0.75	5 – **45**	74 – 23		**197.00**
	4SR 1.5/15 F - HYD	49480115WI5	0.75	1	5 – **45**	101 – 31.5		**230.00**
	4SR 1.5/22 F - HYD	49480122WI5	1.1	1.5	5 – **45**	148 – 46		**293.00**
	4SR 1.5/30 F - HYD	49480130WI5	1.5	2	5 – **45**	202 – 63		**350.00**
	4SR 1.5/44 F - HYD	49480144WI5	2.2	3	5 – **45**	296 – 92		**630.00**
4SR2 F - HYD	4SR 2/6 F - HYD	49480206WI5	0.37	0.50	10 – **65**	45 – 13	1¼"	**175.00**
	4SR 2/9 F - HYD	49480209WI5	0.55	0.75	10 – **65**	67 – 19.5		**185.00**
	4SR 2/12 F - HYD	49480212WI5	0.75	1	10 – **65**	90 – 25.7		**198.00**
	4SR 2/17 F - HYD	49480217WI5	1.1	1.5	10 – **65**	127 – 36.4		**245.00**
	4SR 2/23 F - HYD	49480223WI5	1.5	2	10 – **65**	172 – 49		**293.00**
	4SR 2/33 F - HYD	49480233WI5	2.2	3	10 – **65**	246 – 71		**375.00**
4SR4 F - HYD	4SR 4/6 F - HYD	49480406WI5	0.55	0.75	20 – **100**	45.5 – 17	1¼"	**175.00**
	4SR 4/8 F - HYD	49480408WI5	0.75	1	20 – **100**	60.5 – 22.5		**185.00**
	4SR 4/12 F - HYD	49480412WI5	1.1	1.5	20 – **100**	91 – 33.5		**208.00**
	4SR 4/15 F - HYD	49480415WI5	1.5	2	20 – **100**	114 – 42		**245.00**
	4SR 4/22 F - HYD	49480422WI5	2.2	3	20 – **100**	167 – 61.5		**300.00**
	4SR 4/30 F - HYD	49480430WI5	3	4	20 – **100**	228 – 84		**385.00**
	4SR 4/40 F - HYD	49480440WI5	4	5.5	20 – **100**	304 – 112		**630.00**
	4SR 4/54 F - HYD	49480454WI5	5.5	7.5	20 – **100**	410 – 151		**755.00**
4SR6 F - HYD	4SR 6/4 F - HYD	49480604WI5	0.55	0.75	25 – **150**	25.5 – 9.5	2"	**170.00**
	4SR 6/6 F - HYD	49480606WI5	0.75	1	25 – **150**	38 – 14.5		**175.00**
	4SR 6/9 F - HYD	49480609WI5	1.1	1.5	25 – **150**	57 – 21.5		**187.00**
	4SR 6/13 F - HYD	49480613WI5	1.5	2	25 – **150**	83 – 31.5		**235.00**
	4SR 6/17 F - HYD	49480617WI5	2.2	3	25 – **150**	108 – 41		**280.00**
	4SR 6/24 F - HYD	49480624WI5	3	4	25 – **150**	152 – 58		**350.00**
	4SR 6/32 F - HYD	49480632WI5	4	5.5	25 – **150**	203 – 77		**436.00**
	4SR 6/43 F - HYD	49480643WI5	5.5	7.5	25 – **150**	273 – 104		**570.00**
	4SR 6/58 F - HYD	49480658WI5	7.5	10	25 – **150**	368 – 140		**820.00**
4SR8 F - HYD	4SR 8/4 F - HYD	49480804WI5	0.75	1	40 – **200**	27 – 8	2"	**170.00**
	4SR 8/7 F - HYD	49480807WI5	1.1	1.5	40 – **200**	47 – 14.5		**185.00**
	4SR 8/9 F - HYD	49480809WI5	1.5	2	40 – **200**	60.5 – 18.5		**197.00**
	4SR 8/13 F - HYD	49480813WI5	2.2	3	40 – **200**	87 – 26.5		**235.00**
	4SR 8/17 F - HYD	49480817WI5	3	4	40 – **200**	114 – 35		**277.00**
	4SR 8/24 F - HYD	49480824WI5	4	5.5	40 – **200**	161 – 49		**350.00**
	4SR 8/32 F - HYD	49480832WI5	5.5	7.5	40 – **200**	214 – 65.5		**436.00**
	4SR 8/43 F - HYD	49480843WI5	7.5	10	40 – **200**	288 – 88		**570.00**

• Patent n. EP2419642, EP14721501.6

4SR F-HYD: suitable for pumping clean water with a maximum sand content of up to 150 g/m³

4SR N - HYD 4" SUBMERSIBLE PUMPS

	MODEL		P2 POWER REQUIRED		PERFORMANCE		PORT	PRICE
					Q	H		
	Pump	Code	kW	HP	l/min	m	DN	€
4SR10 N - HYD	4SR 10/4 N - HYD	49481004WI5	0.75	1	50 – **250**	24 – 5	2"	**200.00**
	4SR 10/6 N - HYD	49481006WI5	1.1	1.5	50 – **250**	36 – 7.5		**215.00**
	4SR 10/8 N - HYD	49481008WI5	1.5	2	50 – **250**	48 – 10		**250.00**
	4SR 10/12 N - HYD	49481012WI5	2.2	3	50 – **250**	71 – 15		**310.00**
	4SR 10/17 N - HYD	49481017WI5	3	4	50 – **250**	101 – 21.3		**395.00**
	4SR 10/23 N - HYD	49481023WI5	4	5.5	50 – **250**	137 – 29		**520.00**
	4SR 10/31 N - HYD	49481031WI5	5.5	7.5	50 – **250**	185 – 39		**640.00**
	4SR 10/42 N - HYD	49481042WI5	7.5	10	50 – **250**	251 – 52.5		**770.00**
4SR12 N - HYD	4SR 12/5 N - HYD	49412N05WI5	0.75	1	50 – **300**	24 – 5	2"	**235.00**
	4SR 12/7 N - HYD	49412N07WI5	1.1	1.5	50 – **300**	33.5 – 7		**290.00**
	4SR 12/9 N - HYD	49412N09WI5	1.5	2	50 – **300**	43 – 9		**330.00**
	4SR 12/14 N - HYD	49412N14WI5	2.2	3	50 – **300**	67 – 14		**440.00**
	4SR 12/19 N - HYD	49412N19WI5	3	4	50 – **300**	91 – 19		**565.00**
	4SR 12/25 N - HYD	49412N25WI5	4	5.5	50 – **300**	120 – 25		**735.00**
	4SR 12/34 N - HYD	49412N34WI5	5.5	7.5	50 – **300**	163 – 34		**925.00**
	4SR 12/41 N - HYD	49412N41WI5	7.5	10	50 – **300**	197 – 41		**1,060.00**
4SR15 N - HYD	4SR 15/6 N - HYD	49415N06WI5	1.1	1.5	50 – **340**	30 – 3.5	2"	**255.00**
	4SR 15/8 N - HYD	49415N08WI5	1.5	2	50 – **340**	40 – 5		**315.00**
	4SR 15/12 N - HYD	49415N12WI5	2.2	3	50 – **340**	60 – 7		**395.00**
	4SR 15/16 N - HYD	49415N16WI5	3	4	50 – **340**	80 – 9.5		**500.00**
	4SR 15/21 N - HYD	49415N21WI5	4	5.5	50 – **340**	105 – 12.5		**655.00**
	4SR 15/29 N - HYD	49415N29WI5	5.5	7.5	50 – **340**	145 – 17.5		**810.00**
	4SR 15/39 N - HYD	49415N39WI5	7.5	10	50 – **340**	195 – 23.5		**1,010.00**

● MODELS COMPLYING WITH EU RULE N. 547/2012 WITH MINIMUM EFFICIENCY INDEX OF MEI≥0.40

4SR - HYD 4" SUBMERSIBLE PUMPS

	MODEL		P2 POWER REQUIRED		PERFORMANCE		PORT	PRICE
					Q	H		
	Pump	Code	kW	HP	l/min	m	DN	€
4SR12 - HYD	4SR 12/4 - HYD	4941204WI5	1.1	1.5	50 – **300**	24 – 8	2"	**197.00**
	4SR 12/6 - HYD	4941206WI5	1.5	2	50 – **300**	37 – 14		**220.00**
	4SR 12/9 - HYD	4941209WI5	2.2	3	50 – **300**	55 – 22		**290.00**
	4SR 12/12 - HYD	4941212WI5	3	4	50 – **300**	73 – 29		**335.00**
	4SR 12/16 - HYD	4941216WI5	4	5.5	50 – **300**	97 – 38		**400.00**
	4SR 12/22 - HYD	4941222WI5	5.5	7.5	50 – **300**	135 – 53		**480.00**
	4SR 12/29 - HYD	49I4X9229A1	7.5	10	50 – **300**	176 – 71		**620.00**
4SR15 - HYD	4SR 15/5 - HYD	4941505WI5	1.5	2	50 – **375**	30 – 7.5	2"	**215.00**
	4SR 15/7 - HYD	4941507WI5	2.2	3	50 – **375**	42 – 10		**240.00**
	4SR 15/10 - HYD	4941510WI5	3	4	50 – **375**	60 – 15		**315.00**
	4SR 15/13 - HYD	4941513WI5	4	5.5	50 – **375**	77 – 19		**350.00**
	4SR 15/18 - HYD	4941518WI5	5.5	7.5	50 – **375**	108 – 27		**440.00**
	4SR 15/24 - HYD	49I4X9324A1	7.5	10	50 – **375**	145 – 36		**565.00**

• Patent n. EP2419642

4SR N-HYD e 4SR-HYD: suitable for pumping clean water with a maximum sand content of up to 150 g/m³

●● MODELS NOT SALEABLE INSIDE THE EUROPEAN UNION

4HR PUMPS PAIRED WITH 4PD OR 4PS SUBMERSIBLE MOTORS

	MODEL	Code		POWER		PERFORMANCE		PORT	PRICE €	
		Pump with motor	Pump with motor	P2		Q	H		Pump with motor	
	Single-phase	**4PD**	**4PS**	**kW**	**HP**	l/min	m	DN	**4PD**	**4PS**
4HR 10	**4HRm 10/5**	494H1005WLA1	494H1005WNA1	0.75	1	50 – **250**	25.5 – 7	2"	**907.00**	**990.00**
	4HRm 10/7	494H1007WLA1	494H1007WNA1	1.1	1.5	50 – **250**	36 – 10		**1,083.00**	**1,183.00**
	4HRm 10/10	494H1010WLA1	494H1010WNA1	1.5	2	50 – **250**	51.5 – 14		**1,368.00**	**1,505.00**
	4HRm 10/15	494H1015WLA1	494H1015WNA1	2.2	3	50 – **250**	77 – 21		**1,930.00**	**2,106.00**
	Three-phase									
	4HR 10/5	494H1005WLA	494H1005WNA	0.75	1	50 – **250**	25.5 – 7	2"	**907.00**	**990.00**
	4HR 10/7	494H1007WLA	494H1007WNA	1.1	1.5	50 – **250**	36 – 10		**1,083.00**	**1,165.00**
	4HR 10/10	494H1010WLA	494H1010WNA	1.5	2	50 – **250**	51.5 – 14		**1,343.00**	**1,460.00**
	4HR 10/15	494H1015WLA	494H1015WNA	2.2	3	50 – **250**	77 – 21		**1,890.00**	**2,045.00**
	4HR 10/20	494H1020WLA	494H1020WNA	3	4	50 – **250**	103 – 28		**2,476.00**	**2,708.00**
	4HR 10/28	494H1028WLA	494H1028WNA	4	5.5	50 – **250**	144 – 39		**3,258.00**	**3,445.00**
4HR 14	**Single-phase**								**4PD**	**4PS**
	4HRm 14/6	494H1406WLA1	494H1406WNA1	1.1	1.5	50 – **340**	29.5 – 9	2"	**923.00**	**1,023.00**
	4HRm 14/8	494H1408WLA1	494H1408WNA1	1.5	2	50 – **340**	39.5 – 12		**1,113.00**	**1,250.00**
	4HRm 14/12	494H1412WLA1	494H1412WNA1	2.2	3	50 – **340**	59 – 18		**1,500.00**	**1,676.00**
	Three-phase									
	4HR 14/6	494H1406WLA	494H1406WNA	1.1	1.5	50 – **340**	29.5 – 9	2"	**923.00**	**1,005.00**
	4HR 14/8	494H1408WLA	494H1408WNA	1.5	2	50 – **340**	39.5 – 12		**1,088.00**	**1,205.00**
	4HR 14/12	494H1412WLA	494H1412WNA	2.2	3	50 – **340**	59 – 18		**1,460.00**	**1,615.00**
	4HR 14/16	494H1416WLA	494H1416WNA	3	4	50 – **340**	79 – 23.5		**1,886.00**	**2,118.00**
	4HR 14/21	494H1421WLA	494H1421WNA	4	5.5	50 – **340**	104 – 31		**2,438.00**	**2,625.00**
	4HR 14/29	494H1429WLA	494H1429WNA	5.5	7.5	50 – **340**	143 – 43		**3,193.00**	**3,395.00**
4HR 18	**Single-phase**								**4PD**	**4PS**
	4HRm 18/4	494H1804WLA1	494H1804WNA1	1.1	1.5	50 – **420**	22 – 5	2"	**748.00**	**848.00**
	4HRm 18/6	494H1806WLA1	494H1806WNA1	1.5	2	50 – **420**	33.5 – 7		**963.00**	**1,100.00**
	4HRm 18/9	494H1809WLA1	494H1809WNA1	2.2	3	50 – **420**	50 – 11		**1,250.00**	**1,426.00**
	Three-phase									
	4HR 18/4	494H1804WLA	494H1804WNA	1.1	1.5	50 – **420**	22 – 5	2"	**748.00**	**830.00**
	4HR 18/6	494H1806WLA	494H1806WNA	1.5	2	50 – **420**	33.5 – 7		**938.00**	**1,055.00**
	4HR 18/9	494H1809WLA	494H1809WNA	2.2	3	50 – **420**	50 – 11		**1,210.00**	**1,365.00**
	4HR 18/12	494H1812WLA	494H1812WNA	3	4	50 – **420**	66.5 – 14.5		**1,546.00**	**1,778.00**
	4HR 18/16	494H1816WLA	494H1816WNA	4	5.5	50 – **420**	89 – 19		**2,028.00**	**2,215.00**
	4HR 18/22	494H1822WLA	494H1822WNA	5.5	7.5	50 – **420**	122 – 26.5		**2,613.00**	**2,815.00**
	4HR 18/30	494H1830WLA	494H1830WNA	7.5	10	50 – **420**	167 – 36		**3,354.00**	**3,720.00**

4PD = rewindable oil filled submersible motor

4PS = incapsulated water cooled submersible motor

● **The pumps fitted with a single phase motor are supplied with the capacitor included in the price**

- **Pumps entirely in AISI 304 cast stainless steel**
- Power cable: 2 m for power from 0.75 to 2.2 kW, 3.6 m for power from 3 to 7.5 kW
- Registered EU Design n. 004128619

4HR: suitable for pumping clean water with a maximum sand content of up to 100 g/m³



4HR - HYD 4" SUBMERSIBLE PUMPS

	MODEL		P2 POWER REQUIRED		PERFORMANCE		PORT	PRICE
					Q	H		
	Pump	Code	kW	HP	l/min	m	DN	€
4HR 10 - HYD	**4HR 10/5 - HYD**	494H1005WI5	0.75	1	50 – **250**	25.5 – 7	2"	**715.00**
	4HR 10/7 - HYD	494H1007WI5	1.1	1.5	50 – **250**	36 – 10		**875.00**
	4HR 10/10 - HYD	494H1010WI5	1.5	2	50 – **250**	51.5 – 14		**1,130.00**
	4HR 10/15 - HYD	494H1015WI5	2.2	3	50 – **250**	77 – 21		**1,640.00**
	4HR 10/20 - HYD	494H1020WI5	3	4	50 – **250**	103 – 28		**2,150.00**
	4HR 10/28 - HYD	494H1028WI5	4	5.5	50 – **250**	144 – 39		**2,800.00**
4HR 14 - HYD	**4HR 14/6 - HYD**	494H1406WI5	1.1	1.5	50 – **340**	29.5 – 9	2"	**715.00**
	4HR 14/8 - HYD	494H1408WI5	1.5	2	50 – **340**	39.5 – 12		**875.00**
	4HR 14/12 - HYD	494H1412WI5	2.2	3	50 – **340**	59 – 18		**1,210.00**
	4HR 14/16 - HYD	494H1416WI5	3	4	50 – **340**	79 – 23.5		**1,560.00**
	4HR 14/21 - HYD	494H1421WI5	4	5.5	50 – **340**	104 – 31		**1,980.00**
	4HR 14/29 - HYD	494H1429WI5	5.5	7.5	50 – **340**	143 – 43		**2,640.00**
4HR 18 - HYD	**4HR 18/4 - HYD**	494H1804WI5	1.1	1.5	50 – **420**	22 – 5	2"	**540.00**
	4HR 18/6 - HYD	494H1806WI5	1.5	2	50 – **420**	33.5 – 7		**725.00**
	4HR 18/9 - HYD	494H1809WI5	2.2	3	50 – **420**	50 – 11		**960.00**
	4HR 18/12 - HYD	494H1812WI5	3	4	50 – **420**	66.5 – 14.5		**1,220.00**
	4HR 18/16 - HYD	494H1816WI5	4	5.5	50 – **420**	89 – 19		**1,570.00**
	4HR 18/22 - HYD	494H1822WI5	5.5	7.5	50 – **420**	122 – 26.5		**2,060.00**
	4HR 18/30 - HYD	494H1830WI5	7.5	10	50 – **420**	167 – 36		**2,720.00**

- **Pumps entirely in AISI 304 cast stainless steel**
- Registered EU Design n. 004128619

4HR-HYD: suitable for pumping clean water with a maximum sand content of up to 100 g/m³

6SR PUMPS PAIRED WITH 6PD OR 6PSR SUBMERSIBLE MOTORS

	MODEL	Code		POWER		PERFORMANCE		PORT	PRICE €	
		Pump with motor	Pump with motor	P2		Q	H		Pump with motor	
	Three-phase	6PD	6PSR	kW	HP	l/min	m	DN	6PD	6PSR
6SR 12	6SR12/8	496B1208A	496B1208NA	4	5.5 (1)	50 – **330**	106 – 32	3"	1,438.00	1,478.00
	6SR12/11	496B1211A	496B1211NA	5.5	7.5	50 – **330**	146 – 44		1,513.00	1,533.00
	6SR12/15	496B1215A	496B1215NA	7.5	10	50 – **330**	199 – 60		1,670.00	1,690.00
	6SR12/18	496B1218A	496B1218NA	9.2	12.5	50 – **330**	239 – 72		1,784.00	1,799.00
	6SR12/21	496B1221A	496B1221NA	11	15	50 – **330**	279 – 84		1,880.00	1,970.00
	6SR12/25	496B1225A	496B1225NA	13	17.5 (2)	50 – **330**	331 – 100		2,145.00	2,205.00
	6SR12/28	496B1228A	496B1228NA	15	20	50 – **330**	371 – 112		2,200.00	2,260.00
6SR 18	6SR18/4	496B1804A	496B1804NA	4	5.5 (1)	50 – **450**	53.8 – 22	3"	1,380.00	1,420.00
	6SR18/6	496B1806A	496B1806NA	5.5	7.5	50 – **450**	80.5 – 32		1,438.00	1,458.00
	6SR18/9	496B1809A	496B1809NA	7.5	10	50 – **450**	121 – 48		1,528.00	1,548.00
	6SR18/11	496B1811A	496B1811NA	9.2	12.5	50 – **450**	148 – 59		1,624.00	1,639.00
	6SR18/13	496B1813A	496B1813NA	11	15	50 – **450**	175 – 70		1,715.00	1,805.00
	6SR18/15	496B1815A	496B1815NA	13	17.5 (2)	50 – **450**	202 – 80		1,926.00	1,986.00
	6SR18/18	496B1818A	496B1818NA	15	20	50 – **450**	242 – 96		1,984.00	2,044.00
	6SR18/22	496B1822A	496B1822NA	18.5	25	50 – **450**	296 – 118		2,294.00	2,314.00
	6SR18/26	496B1826A	496B1826NA	22	30	50 – **450**	350 – 139		2,590.00	2,520.00
6SR 27	6SR27/4	496B2704A	496B2704NA	4	5.5 (1)	100 – **600**	53 – 18	3"	1,380.00	1,420.00
	6SR27/5	496B2705A	496B2705NA	5.5	7.5	100 – **600**	66 – 22		1,438.00	1,458.00
	6SR27/7	496B2707A	496B2707NA	7.5	10	100 – **600**	92 – 31		1,510.00	1,530.00
	6SR27/8	496B2708A	496B2708NA	9.2	12.5	100 – **600**	106 – 35		1,588.00	1,603.00
	6SR27/10	496B2710A	496B2710NA	11	15	100 – **600**	132 – 44		1,644.00	1,734.00
	6SR27/12	496B2712A	496B2712NA	13	17.5 (2)	100 – **600**	159 – 53		1,895.00	1,955.00
	6SR27/14	496B2714A	496B2714NA	15	20	100 – **600**	185 – 62		1,940.00	2,000.00
	6SR27/17	496B2717A	496B2717NA	18.5	25	100 – **600**	224 – 75		2,200.00	2,220.00
	6SR27/20	496B2720A	496B2720NA	22	30	100 – **600**	264 – 88		2,488.00	2,418.00
	6SR27/27	496B2727A	496B2727NA	30	40	100 – **600**	356 – 119		2,890.00	2,840.00
6SR 36	6SR 36/4	496B3604A	496B3604NA	4	5.5 (1)	100 – **800**	45 – 14	3"	1,880.00	1,920.00
	6SR 36/6	496B3606A	496B3606NA	5.5	7.5	100 – **800**	67 – 20		2,050.00	2,070.00
	6SR 36/8	496B3608A	496B3608NA	7.5	10	100 – **800**	89 – 27		2,240.00	2,260.00
	6SR 36/10	496B3610A	496B3610NA	9.2	12.5	100 – **800**	111 – 34		2,450.00	2,465.00
	6SR 36/11	496B3611A	496B3611NA	11	15	100 – **800**	123 – 37		2,550.00	2,640.00
	6SR 36/13	496B3613A	496B3613NA	13	17.5 (2)	100 – **800**	145 – 44		2,890.00	2,950.00
	6SR 36/15	496B3615A	496B3615NA	15	20	100 – **800**	167 – 51		3,050.00	3,110.00
	6SR 36/19	496B3619A	496B3619NA	18.5	25	100 – **800**	212 – 65		3,540.00	3,560.00
	6SR 36/23	496B3623A	496B3623NA	22	30	100 – **800**	256 – 78		4,070.00	4,000.00
6SR 44	6SR 44/3	496B4403A	496B4403NA	4	5.5 (1)	200 – **1000**	33 – 13	3"	1,810.00	1,850.00
	6SR 44/4	496B4404A	496B4404NA	5.5	7.5	200 – **1000**	44 – 18		1,900.00	1,920.00
	6SR 44/5	496B4405A	496B4405NA	7.5	10	200 – **1000**	54 – 22		2,020.00	2,040.00
	6SR 44/6	496B4406A	496B4406NA	9.2	12.5	200 – **1000**	65 – 26		2,160.00	2,175.00
	6SR 44/8	496B4408A	496B4408NA	11	15	200 – **1000**	87 – 35		2,320.00	2,410.00
	6SR 44/9	496B4409A	496B4409NA	13	17.5 (2)	200 – **1000**	98 – 39		2,580.00	2,640.00
	6SR 44/11	496B4411A	496B4411NA	15	20	200 – **1000**	120 – 48		2,730.00	2,790.00
	6SR 44/13	496B4413A	496B4413NA	18.5	25	200 – **1000**	141 – 57		3,090.00	3,110.00
	6SR 44/16	496B4416A	496B4416NA	22	30	200 – **1000**	174 – 70		3,555.00	3,485.00
	6SR 44/21	496B4421A	496B4421NA	30	40	200 – **1000**	228 – 92		4,140.00	4,090.00

(1) **Only for pumps with a 6PSR motor**: 7.5 HP motor
(2) Pump fitted with a 20 HP motor

- **6PD = rewindable oil filled submersible motor**
- **6PSR = rewindable water cooled submersible motor**

- Power cable: 4 metres standard equipment

OPTIONS AVAILABLE ON REQUEST
- Pumps with dual voltage 400/690 V (star/delta) motor from 11 kW to 30 kW

6SR: suitable for pumping clean water with a maximum sand content of up to 100 g/m³

6SR - HYD 6" SUBMERSIBLE PUMPS

	MODEL		P2 POWER REQUIRED		PERFORMANCE		PORT	PRICE
					Q	H		
	Pumps	Code	kW	HP	l/min	m	DN	€
6SR 12 - HYD	6SR12/8 - HYD	49I6A1208A1	4	5.5	50 – **330**	106 – 32	3"	658.00
	6SR12/11 - HYD	49I6A1211A1	5.5	7.5	50 – **330**	146 – 44		713.00
	6SR12/15 - HYD	49I6A1215A1	7.5	10	50 – **330**	199 – 60		830.00
	6SR12/18 - HYD	49I6A1218A1	9.2	12.5	50 – **330**	239 – 72		884.00
	6SR12/21 - HYD	49I6A1221A1	11	15	50 – **330**	279 – 84		960.00
	6SR12/25 - HYD	49I6A1225A1	13	17.5	50 – **330**	331 – 100		1,045.00
	6SR12/28 - HYD	49I6A1228A1	15	20	50 – **330**	371 – 112		1,100.00
6SR 18 - HYD	6SR18/4 - HYD	49I6A1804A1	4	5.5	50 – **450**	53.8 – 22	3"	600.00
	6SR18/6 - HYD	49I6A1806A1	5.5	7.5	50 – **450**	80.5 – 32		638.00
	6SR18/9 - HYD	49I6A1809A1	7.5	10	50 – **450**	121 – 48		688.00
	6SR18/11 - HYD	49I6A1811A1	9.2	12.5	50 – **450**	148 – 59		724.00
	6SR18/13 - HYD	49I6A1813A1	11	15	50 – **450**	175 – 70		795.00
	6SR18/15 - HYD	49I6A1815A1	13	17.5	50 – **450**	202 – 80		826.00
	6SR18/18 - HYD	49I6A1818A1	15	20	50 – **450**	242 – 96		884.00
	6SR18/22 - HYD	49I6A1822A1	18.5	25	50 – **450**	296 – 118		994.00
	6SR18/26 - HYD	49I6A1826A1	22	30	50 – **450**	350 – 139		1,060.00
6SR 27 - HYD	6SR27/4 - HYD	49I6A2704A1	4	5.5	100 – **600**	53 – 18	3"	600.00
	6SR27/5 - HYD	49I6A2705A1	5.5	7.5	100 – **600**	66 – 22		638.00
	6SR27/7 - HYD	49I6A2707A1	7.5	10	100 – **600**	92 – 31		670.00
	6SR27/8 - HYD	49I6A2708A1	9.2	12.5	100 – **600**	106 – 35		688.00
	6SR27/10 - HYD	49I6A2710A1	11	15	100 – **600**	132 – 44		724.00
	6SR27/12 - HYD	49I6A2712A1	13	17.5	100 – **600**	159 – 53		795.00
	6SR27/14 - HYD	49I6A2714A1	15	20	100 – **600**	185 – 62		840.00
	6SR27/17 - HYD	49I6A2717A1	18.5	25	100 – **600**	224 – 75		900.00
	6SR27/20 - HYD	49I6A2720A1	22	30	100 – **600**	264 – 88		958.00
	6SR27/27 - HYD	49I6A2727A1	30	40	100 – **600**	356 – 119		1,150.00
6SR 36 - HYD	6SR 36/4 - HYD	49I6A3604A	4	5.5	100 – **800**	45 – 14	3"	1,100.00
	6SR 36/6 - HYD	49I6A3606A	5.5	7.5	100 – **800**	67 – 20		1,250.00
	6SR 36/8 - HYD	49I6A3608A	7.5	10	100 – **800**	89 – 27		1,400.00
	6SR 36/10 - HYD	49I6A3610A	9.2	12.5	100 – **800**	111 – 34		1,550.00
	6SR 36/11 - HYD	49I6A3611A	11	15	100 – **800**	123 – 37		1,630.00
	6SR 36/13 - HYD	49I6A3613A	13	17.5	100 – **800**	145 – 44		1,790.00
	6SR 36/15 - HYD	49I6A3615A	15	20	100 – **800**	167 – 51		1,950.00
	6SR 36/19 - HYD	49I6A3619A	18.5	25	100 – **800**	212 – 65		2,240.00
	6SR 36/23 - HYD	49I6A3623A	22	30	100 – **800**	256 – 78		2,540.00
6SR 44 - HYD	6SR 44/3 - HYD	49I6A4403A	4	5.5	200 – **1000**	33 – 13	3"	1,030.00
	6SR 44/4 - HYD	49I6A4404A	5.5	7.5	200 – **1000**	44 – 18		1,100.00
	6SR 44/5 - HYD	49I6A4405A	7.5	10	200 – **1000**	54 – 22		1,180.00
	6SR 44/6 - HYD	49I6A4406A	9.2	12.5	200 – **1000**	65 – 26		1,260.00
	6SR 44/8 - HYD	49I6A4408A	11	15	200 – **1000**	87 – 35		1,400.00
	6SR 44/9 - HYD	49I6A4409A	13	17.5	200 – **1000**	98 – 39		1,480.00
	6SR 44/11 - HYD	49I6A4411A	15	20	200 – **1000**	120 – 48		1,630.00
	6SR 44/13 - HYD	49I6A4413A	18.5	25	200 – **1000**	141 – 57		1,790.00
	6SR 44/16 - HYD	49I6A4416A	22	30	200 – **1000**	174 – 70		2,025.00
	6SR 44/21 - HYD	49I6A4421A	30	40	200 – **1000**	228 – 92		2,400.00

OPTIONS AVAILABLE ON REQUEST

- Pumps with double cable cover for coupling to dual voltage 400/690 V (star/delta) motors of 11 kW to 30 kW **+ 10%**

6SR-HYD: suitable for pumping clean water with a maximum sand content of up to 100 g/m^3

6HR PUMPS PAIRED WITH 6PD OR 6PSR SUBMERSIBLE MOTORS

	MODEL	Code		POWER		PERFORMANCE		PORT	PRICE €	
		Pump with motor	Pump with motor	P2		Q	H		Pump with motor	
	Three-phase	6PD	6PSR	kW	HP	l/min	m	DN	6PD	6PSR
6HR 34	6HR 34/3	496H3403WLA	496H3403WNA	4	5.5 (1)	100 – **800**	40 – 19	3"	1,685.00	1,725.00
	6HR 34/4	496H3404WLA	496H3404WNA	5.5	7.5	100 – **800**	53 – 25.5		1,860.00	1,880.00
	6HR 34/5	496H3405WLA	496H3405WNA	7.5	10	100 – **800**	66.5 – 32		2,050.00	2,070.00
	6HR 34/6	496H3406WLA	496H3406WNA	9.2	12.5	100 – **800**	80 – 38		2,260.00	2,275.00
	6HR 34/7	496H3407WLA	496H3407WNA	11	15	100 – **800**	93 – 45		2,430.00	2,520.00
	6HR 34/8	496H3408WLA	496H3408WNA	11	15	100 – **800**	106 – 51		2,580.00	2,670.00
	6HR 34/9	496H3409WLA	496H3409WNA	13	17.5 (2)	100 – **800**	120 – 58		2,900.00	2,960.00
	6HR 34/11	496H3411WLA	496H3411WNA	15	20	100 – **800**	146 – 70		3,210.00	3,270.00
	6HR 34/13	496H3413WLA	496H3413WNA	18.5	25	100 – **800**	173 – 83		3,700.00	3,720.00
	6HR 34/16	496H3416WLA	496H3416WNA	22	30	100 – **800**	213 – 102		4,370.00	4,300.00
	6HR 34/19	496H3419WLA	496H3419WNA	26	35 (3)	100 – **800**	253 – 122		5,030.00	4,980.00
	6HR 34/22	496H3422WLA	496H3422WNA	30	40	100 – **800**	293 – 141		5,480.00	5,430.00
	6HR 34/27	496H3427WLA	496H3427WNA	37	50	100 – **800**	359 – 173		6,450.00	6,350.00
6HR 44	6HR 44/3	496H4403WLA	496H4403WNA	5.5	7.5	200 – **1000**	38 – 17	3"	1,725.00	1,745.00
	6HR 44/4	496H4404WLA	496H4404WNA	7.5	10	200 – **1000**	51 – 23		1,910.00	1,930.00
	6HR 44/5	496H4405WLA	496H4405WNA	7.5	10	200 – **1000**	63.5 – 29		2,060.00	2,080.00
	6HR 44/6	496H4406WLA	496H4406WNA	9.2	12.5	200 – **1000**	76 – 35		2,270.00	2,285.00
	6HR 44/7	496H4407WLA	496H4407WNA	11	15	200 – **1000**	89 – 40.5		2,430.00	2,520.00
	6HR 44/9	496H4409WLA	496H4409WNA	13	17.5 (2)	200 – **1000**	114.5 – 52		2,900.00	2,960.00
	6HR 44/10	496H4410WLA	496H4410WNA	15	20	200 – **1000**	127 – 58		3,040.00	3,100.00
	6HR 44/12	496H4412WLA	496H4412WNA	18.5	25	200 – **1000**	152 – 70		3,530.00	3,550.00
	6HR 44/15	496H4415WLA	496H4415WNA	22	30	200 – **1000**	191 – 87		4,200.00	4,130.00
	6HR 44/18	496H4418WLA	496H4418WNA	26	35 (3)	200 – **1000**	229 – 104		4,850.00	4,800.00
	6HR 44/20	496H4420WLA	496H4420WNA	30	40	200 – **1000**	254 – 116		5,140.00	5,090.00
	6HR 44/25	496H4425WLA	496H4425WNA	37	50	200 – **1000**	318 – 145		6,130.00	6,030.00
6HR 54	6HR 54/3	496H5403WLA	496H5403WNA	5.5	7.5	300 – **1200**	34 – 16	3"	1,715.00	1,735.00
	6HR 54/4	496H5404WLA	496H5404WNA	7.5	10	300 – **1200**	45.5 – 21		1,910.00	1,930.00
	6HR 54/5	496H5405WLA	496H5405WNA	9.2	12.5	300 – **1200**	57 – 26.5		2,120.00	2,135.00
	6HR 54/6	496H5406WLA	496H5406WNA	11	15	300 – **1200**	68.5 – 31.5		2,300.00	2,390.00
	6HR 54/8	496H5408WLA	496H5408WNA	13	17.5 (2)	300 – **1200**	91 – 42		2,770.00	2,830.00
	6HR 54/9	496H5409WLA	496H5409WNA	15	20	300 – **1200**	103 – 47		2,910.00	2,970.00
	6HR 54/11	496H5411WLA	496H5411WNA	18.5	25	300 – **1200**	125 – 58		3,430.00	3,450.00
	6HR 54/13	496H5413WLA	496H5413WNA	22	30	300 – **1200**	148 – 68		3,950.00	3,880.00
	6HR 54/16	496H5416WLA	496H5416WNA	26	35 (3)	300 – **1200**	182 – 84		4,600.00	4,550.00
	6HR 54/18	496H5418WLA	496H5418WNA	30	40	300 – **1200**	205 – 95		4,860.00	4,810.00
	6HR 54/22	496H5422WLA	496H5422WNA	37	50	300 – **1200**	251 – 116		5,740.00	5,640.00
6HR 64	6HR 64/3	496H6403WLA	496H6403WNA	7.5	10	400 – **1500**	33 – 15	3"	1,740.00	1,760.00
	6HR 64/4	496H6404WLA	496H6404WNA	9.2	12.5	400 – **1500**	43.5 – 20		2,000.00	2,015.00
	6HR 64/5	496H6405WLA	496H6405WNA	11	15	400 – **1500**	54.5 – 25		2,170.00	2,260.00
	6HR 64/6	496H6406WLA	496H6406WNA	13	17.5 (2)	400 – **1500**	65.5 – 30		2,500.00	2,560.00
	6HR 64/7	496H6407WLA	496H6407WNA	15	20	400 – **1500**	76 – 35		2,630.00	2,690.00
	6HR 64/8	496H6408WLA	496H6408WNA	18.5	25	400 – **1500**	87 – 40		2,980.00	3,000.00
	6HR 64/10	496H6410WLA	496H6410WNA	22	30	400 – **1500**	109 – 50		3,490.00	3,420.00
	6HR 64/12	496H6412WLA	496H6412WNA	26	35 (3)	400 – **1500**	131 – 60		4,000.00	3,950.00
	6HR 64/14	496H6414WLA	496H6414WNA	30	40	400 – **1500**	153 – 70		4,290.00	4,240.00
	6HR 64/17	496H6417WLA	496H6417WNA	37	50	400 – **1500**	186 – 85		5,120.00	5,020.00

(1) **Only for pumps with a 6PSR motor: 7.5 HP motor**
(2) Pump fitted with a 20 HP motor
(3) Pump fitted with a 40 HP motor

- **6PD = rewindable oil filled submersible motor**
- **6PSR = rewindable water cooled submersible motor**

- **Pumps entirely in AISI 304 cast stainless steel**
- Power cable: 4 metres standard equipment
- Registered EU Design n. 004675106-0002

OPTIONS AVAILABLE ON REQUEST
- Pumps with dual voltage 400/690 V (star/delta) motor from 11 kW to 37 kW

6HR: suitable for pumping clean water with a maximum sand content of up to 100 g/m³

6HR - HYD 6" SUBMERSIBLE PUMPS

	MODEL		P2 POWER REQUIRED		PERFORMANCE		PORT	PRICE
					Q	H		
	Pumps	Code	kW	HP	l/min	m	DN	€
6HR 34 - HYD	6HR 34/3 - HYD	496H3403WI5	4	5.5	100 – **800**	40 – 19	3"	905.00
	6HR 34/4 - HYD	496H3404WI5	5.5	7.5	100 – **800**	53 – 25.5		1,060.00
	6HR 34/5 - HYD	496H3405WI5	7.5	10	100 – **800**	66.5 – 32		1,210.00
	6HR 34/6 - HYD	496H3406WI5	9.2	12.5	100 – **800**	80 – 38		1,360.00
	6HR 34/7 - HYD	496H3407WI5	11	15	100 – **800**	93 – 45		1,510.00
	6HR 34/8 - HYD	496H3408WI5	11	15	100 – **800**	106 – 51		1,660.00
	6HR 34/9 - HYD	496H3409WI5	13	17.5	100 – **800**	120 – 58		1,800.00
	6HR 34/11 - HYD	496H3411WI5	15	20	100 – **800**	146 – 70		2,110.00
	6HR 34/13 - HYD	496H3413WI5	18.5	25	100 – **800**	173 – 83		2,400.00
	6HR 34/16 - HYD	496H3416WI5	22	30	100 – **800**	213 – 102		2,840.00
	6HR 34/19 - HYD	496H3419WI5	26	35	100 – **800**	253 – 122		3,290.00
	6HR 34/22 - HYD	496H3422WI5	30	40	100 – **800**	293 – 141		3,740.00
	6HR 34/27 - HYD	496H3427WI5	37	50	100 – **800**	359 – 173		4,470.00
6HR 44 - HYD	6HR 44/3 - HYD	496H4403WI5	5.5	7.5	200 – **1000**	38 – 17	3"	925.00
	6HR 44/4 - HYD	496H4404WI5	7.5	10	200 – **1000**	51 – 23		1,070.00
	6HR 44/5 - HYD	496H4405WI5	7.5	10	200 – **1000**	63.5 – 29		1,220.00
	6HR 44/6 - HYD	496H4406WI5	9.2	12.5	200 – **1000**	76 – 35		1,370.00
	6HR 44/7 - HYD	496H4407WI5	11	15	200 – **1000**	89 – 40.5		1,510.00
	6HR 44/9 - HYD	496H4409WI5	13	17.5	200 – **1000**	114.5 – 52		1,800.00
	6HR 44/10 - HYD	496H4410WI5	15	20	200 – **1000**	127 – 58		1,940.00
	6HR 44/12 - HYD	496H4412WI5	18.5	25	200 – **1000**	152 – 70		2,230.00
	6HR 44/15 - HYD	496H4415WI5	22	30	200 – **1000**	191 – 87		2,670.00
	6HR 44/18 - HYD	496H4418WI5	26	35	200 – **1000**	229 – 104		3,110.00
	6HR 44/20 - HYD	496H4420WI5	30	40	200 – **1000**	254 – 116		3,400.00
	6HR 44/25 - HYD	496H4425WI5	37	50	200 – **1000**	318 – 145		4,150.00
6HR 54 - HYD	6HR 54/3 - HYD	496H5403WI5	5.5	7.5	300 – **1200**	34 – 16	3"	915.00
	6HR 54/4 - HYD	496H5404WI5	7.5	10	300 – **1200**	45.5 – 21		1,070.00
	6HR 54/5 - HYD	496H5405WI5	9.2	12.5	300 – **1200**	57 – 26.5		1,220.00
	6HR 54/6 - HYD	496H5406WI5	11	15	300 – **1200**	68.5 – 31.5		1,380.00
	6HR 54/8 - HYD	496H5408WI5	13	17.5	300 – **1200**	91 – 42		1,670.00
	6HR 54/9 - HYD	496H5409WI5	15	20	300 – **1200**	103 – 47		1,810.00
	6HR 54/11 - HYD	496H5411WI5	18.5	25	300 – **1200**	125 – 58		2,130.00
	6HR 54/13 - HYD	496H5413WI5	22	30	300 – **1200**	148 – 68		2,420.00
	6HR 54/16 - HYD	496H5416WI5	26	35	300 – **1200**	182 – 84		2,860.00
	6HR 54/18 - HYD	496H5418WI5	30	40	300 – **1200**	205 – 95		3,120.00
	6HR 54/22 - HYD	496H5422WI5	37	50	300 – **1200**	251 – 116		3,760.00
6HR 64 - HYD	6HR 64/3 - HYD	496H6403WI5	7.5	10	400 – **1500**	33 – 15	3"	940.00
	6HR 64/4 - HYD	496H6404WI5	9.2	12.5	400 – **1500**	43.5 – 20		1,100.00
	6HR 64/5 - HYD	496H6405WI5	11	15	400 – **1500**	54.5 – 25		1,250.00
	6HR 64/6 - HYD	496H6406WI5	13	17.5	400 – **1500**	65.5 – 30		1,400.00
	6HR 64/7 - HYD	496H6407WI5	15	20	400 – **1500**	76 – 35		1,530.00
	6HR 64/8 - HYD	496H6408WI5	18.5	25	400 – **1500**	87 – 40		1,680.00
	6HR 64/10 - HYD	496H6410WI5	22	30	400 – **1500**	109 – 50		1,960.00
	6HR 64/12 - HYD	496H6412WI5	26	35	400 – **1500**	131 – 60		2,260.00
	6HR 64/14 - HYD	496H6414WI5	30	40	400 – **1500**	153 – 70		2,550.00
	6HR 64/17 - HYD	496H6417WI5	37	50	400 – **1500**	186 – 85		3,140.00

- **Pumps entirely in AISI 304 cast stainless steel**
- Registered EU Design n. 004675106-0002

6HR-HYD: suitable for pumping clean water with a maximum sand content of up to 100 g/m³

4PD 4" SUBMERSIBLE MOTORS

MODEL		POWER P2		PRICE
Single-phase 230 V / 50 Hz	Code	kW	HP	€
4PDm / 0.50	4ZPC05A1	0.37	0.50	**180.00**
4PDm / 0.75	4ZPC07A1	0.55	0.75	**181.00**
4PDm / 1	4ZPC10A1	0.75	1	**192.00**
4PDm / 1.5	4ZPC15A1	1.1	1.5	**208.00**
4PDm / 2	4ZPC20A1	1.5	2	**238.00**
4PDm / 3	4ZPC30A1	2.2	3	**290.00**
Three-phase 400 V / 50 Hz				
4PD / 0.50	4ZPC05A	0.37	0.50	**180.00**
4PD / 0.75	4ZPC07A	0.55	0.75	**181.00**
4PD / 1	4ZPC10A	0.75	1	**192.00**
4PD / 1.5	4ZPC15A	1.1	1.5	**208.00**
4PD / 2	4ZPC20A	1.5	2	**213.00**
4PD / 3	4ZPC30A	2.2	3	**250.00**
4PD / 4	4ZPC40A	3	4	**326.00**
4PD / 5.5	4ZPC55A	4	5.5	**458.00**
4PD / 7.5	4ZPC75A	5.5	7.5	**553.00**
4PD / 10	4ZPC100A	7.5	10	**634.00**

- **Rewindable submersible motors in a non-toxic oil bath** (suitable for use in the foods sector)
- **Motor sleeve: AISI 316 stainless steel**
- **Shaft: "DUPLEX" stainless steel**
- Power cable: 2 m for power from 0.37 to 2.2 kW,
  3.6 m for power from 3 to 7.5 kW

● **The single phase motor is supplied with the capacitor included in the price**

SACRIFICIAL ANODE FOR 4PD SUBMERSIBLE MOTORS

ANODO 4PD	ASS4PDA01	**€ 51.00**

- The sacrificial anode is made of a special "cadmium free" zinc-aluminium alloy, suitable for contact with drinking water. It can be easily attached to the bottom of the 4PD motors to protect them from corrosion in the presence of stray currents or particularly aggressive water, greatly increasing the life of the motor components.

4PS 4" SUBMERSIBLE MOTORS

MODEL		POWER P2		PRICE
Single-phase 230 V / 50 Hz	Code	kW	HP	€
4PSm / 0.50	4ZPM05A1	0.37	0.50	**240.00**
4PSm / 0.75	4ZPM07A1	0.55	0.75	**260.00**
4PSm / 1	4ZPM10A1	0.75	1	**275.00**
4PSm / 1.5	4ZPM15A1	1.1	1.5	**308.00**
4PSm / 2	4ZPM20A1	1.5	2	**375.00**
4PSm / 3	4ZPM30A1	2.2	3	**466.00**
Three-phase 400 V / 50 Hz				
4PS / 0.50	4ZPM05A	0.37	0.50	**240.00**
4PS / 0.75	4ZPM07A	0.55	0.75	**260.00**
4PS / 1	4ZPM10A	0.75	1	**275.00**
4PS / 1.5	4ZPM15A	1.1	1.5	**290.00**
4PS / 2	4ZPM20A	1.5	2	**330.00**
4PS / 3	4ZPM30A	2.2	3	**405.00**
4PS / 4	4ZPM40A	3	4	**558.00**
4PS / 5.5	4ZPM55A	4	5.5	**645.00**
4PS / 7.5	4ZPM75A	5.5	7.5	**755.00**
4PS / 10	4ZPM910A	7.5	10	**1,000.00**

- **Motor sleeve: AISI 316 stainless steel**
- **Shaft: "DUPLEX" stainless steel**
- Submersible motors encapsulated in water
- Power cable: 2 m for power from 0.37 to 2.2 kW,
  3.6 m for power from 3 to 7.5 kW

● **The single phase motor is supplied with the capacitor included in the price**

6PD 6" SUBMERSIBLE MOTORS

MODEL		POWER P2		PRICE
Three-phase 400 V / 50 Hz	Code	kW	HP	€
6PD / 5.5	6ZPC6055A	4	5.5	**780.00**
6PD / 7.5	6ZPC6075A	5.5	7.5	**800.00**
6PD / 10	6ZPC6100A	7.5	10	**840.00**
6PD / 12.5	6ZPC6125A	9.2	12.5	**900.00**
6PD / 15	6ZPC6150A	11	15	**920.00**
6PD / 20	6ZPC6200A	15	20	**1,100.00**
6PD / 25	6ZPC6250A	18.5	25	**1,300.00**
6PD / 30	6ZPC6300A	22	30	**1,530.00**
6PD / 40	6ZPC6400A	30	40	**1,740.00**
6PD / 50	6ZPC6500A	37	50	**1,980.00**

- **Motor sleeve: AISI 316 stainless steel**
- **Shaft: "DUPLEX" stainless steel**
- **Rewindable submersible motors in a non-toxic oil bath** (suitable for use in the foods sector)
- Power cable: 4 metres long

COOLING SLEEVES FOR 4" AND 6" SUBMERSIBLE PUMPS

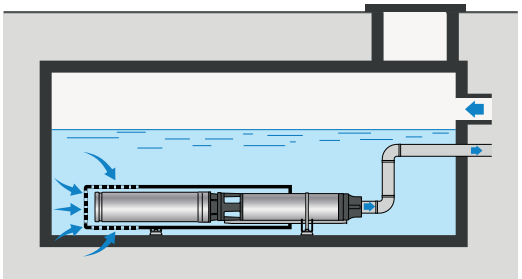

Typical installation

COOLING SLEEVES FOR 4SR SUBMERSIBLE PUMPS

Pumps with 4PD submersible motors

MOTOR POWER (P2) kW	HP	Code	SLEEVE LENGTH	PRICE €
0.37	0.50	ASSKIT4SRCR1	535 mm	**145.00**
0.55	0.75			
0.75	1	ASSKIT4SRCR2	650 mm	**150.00**
1.1	1.5			
1.5	2			
2.2	3	ASSKIT4SRCR3	820 mm	**155.00**
3	4			
4	5.5			
5.5	7.5			
7.5	10	ASSKIT4SRCR4	1000 mm	**170.00**

Pumps with 4PS submersible motors

0.37	0.50	ASSKIT4SRCR1	535 mm	**145.00**
0.55	0.75			
0.75	1			
1.1	1.5			
1.5	2			
2.2	3	ASSKIT4SRCR2	650 mm	**150.00**
3	4	ASSKIT4SRCR3	820 mm	**155.00**
4	5.5			
5.5	7.5	ASSKIT4SRCR4	1000 mm	**170.00**
7.5	10			

COOLING SLEEVES FOR 6SR SUBMERSIBLE PUMPS

MOTOR POWER (P2) kW	HP	Code	SLEEVE LENGTH	PRICE €
4	5.5	ASSKIT6SRCR1	995 mm	**355.00**
5.5	7.5			
7.5	10			
9.2	12.5			
11	15	ASSKIT6SRCR2	1155 mm	**375.00**
15	20			
18.5	25	ASSKIT6SRCR3	1505 mm	**400.00**
22	30			
30	40			
37	50			

UP-GE SUBMERSIBLE PUMPS WITH FLOAT SWITCH

MODEL		POWER P2		PERFORMANCE Q	H	PORT	PRICE
Single-phase	Code	kW	HP	l/min	m	DN	€
UPm 2/2-GE	48SP2110A1U	0.37	0.5	10 – **80**	32 – 17		**362.00**
UPm 2/3-GE	48SP2115A1U	0.55	0.75	10 – **80**	46 – 23		**372.00**
UPm 2/4-GE	48SP2120A1U	0.75	1	10 – **80**	61 – 31		**382.00**
UPm 2/5-GE	48SP2125A1U	1.1	1.5	10 – **80**	79 – 40		**405.00**
UPm 2/6-GE	48SP2130A1U	1.5	2	10 – **80**	93 – 48		**426.00**
UPm 4/3-GE	48SP2140A1U	0.55	0.75	20 – **120**	39 – 12	**1¼"**	**372.00**
UPm 4/4-GE	48SP2145A1U	0.75	1	20 – **120**	52 – 16		**382.00**
UPm 4/5-GE	48SP2150A1U	1.1	1.5	20 – **120**	65 – 20		**405.00**
UPm 4/6-GE	48SP2155A1U	1.5	2	20 – **120**	78 – 24		**426.00**
UPm 8/3-GE	48SP2170A1U	1.1	1.5	40 – **180**	39 – 9		**405.00**
UPm 8/4-GE	48SP2175A1U	1.5	2	40 – **180**	51 – 12		**426.00**

● **10 m long power cable**
(DRINCABLE® type approved for use in drinking water by "WRAS" in compliance with BS 6920, approval n. 7513)

UP SUBMERSIBLE PUMPS WITHOUT FLOAT SWITCH

MODEL		POWER P2		PERFORMANCE Q	H	PORT	PRICE
Single-phase	Code	kW	HP	l/min	m	DN	€
UPm 2/2	48SP0110A1U	0.37	0.5	10 – **80**	32 – 17		**352.00**
UPm 2/3	48SP0115A1U	0.55	0.75	10 – **80**	46 – 23		**362.00**
UPm 2/4	48SP0120A1U	0.75	1	10 – **80**	61 – 31		**372.00**
UPm 2/5	48SP0125A1U	1.1	1.5	10 – **80**	79 – 40		**395.00**
UPm 2/6	48SP0130A1U	1.5	2	10 – **80**	93 – 48		**416.00**
UPm 4/3	48SP0140A1U	0.55	0.75	20 – **120**	39 – 12	**1¼"**	**362.00**
UPm 4/4	48SP0145A1U	0.75	1	20 – **120**	52 – 16		**372.00**
UPm 4/5	48SP0150A1U	1.1	1.5	20 – **120**	65 – 20		**395.00**
UPm 4/6	48SP0155A1U	1.5	2	20 – **120**	78 – 24		**416.00**
UPm 8/3	48SP0170A1U	1.1	1.5	40 – **180**	39 – 9		**395.00**
UPm 8/4	48SP0175A1U	1.5	2	40 – **180**	51 – 12		**416.00**
Three-phase							
UP 2/2	48SP0110AU	0.37	0.5	10 – **80**	32 – 17		**367.00**
UP 2/3	48SP0115AU	0.55	0.75	10 – **80**	46 – 23		**377.00**
UP 2/4	48SP0120AU	0.75	1	10 – **80**	61 – 31		**387.00**
UP 2/5	48SP0125AU	1.1	1.5	10 – **80**	79 – 40		**405.00**
UP 2/6	48SP0130AU	1.5	2	10 – **80**	93 – 48		**416.00**
UP 4/3	48SP0140AU	0.55	0.75	20 – **120**	39 – 12	**1¼"**	**377.00**
UP 4/4	48SP0145AU	0.75	1	20 – **120**	52 – 16		**387.00**
UP 4/5	48SP0150AU	1.1	1.5	20 – **120**	65 – 20		**405.00**
UP 4/6	48SP0155AU	1.5	2	20 – **120**	78 – 24		**416.00**
UP 8/3	48SP0170AU	1.1	1.5	40 – **180**	39 – 9		**405.00**
UP 8/4	48SP0175AU	1.5	2	40 – **180**	51 – 12		**416.00**

● **10 m long power cable**
(DRINCABLE® type approved for use in drinking water by "WRAS" in compliance with BS 6920, approval n. 7513)

- Impellers: Noryl
- Two mechanical seals separated by an oil chamber
- Windings with built-in thermal overload protector
- Patent n. EP14755156.8
- Patent Pending n. BO2015A000116
- Patent n. EP2419642

● **For the version with a 20 metres long power supply cable apply a surcharge of** **€ 21.00**

SUPPORT KIT
FOR HORIZONTAL OPERATION

Code ASSKITUPFO2	**€ 48.00**

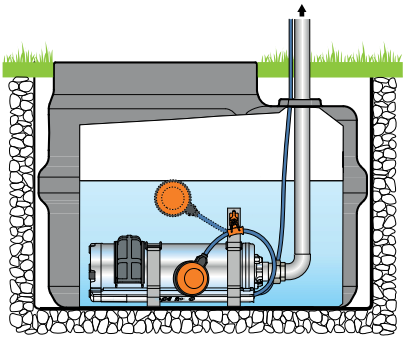

NK-GE SUBMERSIBLE PUMPS WITH FLOAT SWITCH

MODEL		POWER P2		PERFORMANCE		PORT	PRICE
				Q	H		
Single-phase	Code	kW	HP	l/min	m	DN	€
NKm 2/2-GE	48SN2110A1U	0.37	0.5	10 – **80**	32 – 17		**390.00**
NKm 2/3-GE	48SN2115A1U	0.55	0.75	10 – **80**	46 – 23		**400.00**
NKm 2/4-GE	48SN2120A1U	0.75	1	10 – **80**	61 – 31		**410.00**
NKm 2/5-GE	48SN2125A1U	1.1	1.5	10 – **80**	79 – 40		**434.00**
NKm 2/6-GE	48SN2130A1U	1.5	2	10 – **80**	93 – 48		**455.00**
NKm 4/3-GE	48SN2140A1U	0.55	0.75	20 – **120**	39 – 12	**1¼"**	**400.00**
NKm 4/4-GE	48SN2145A1U	0.75	1	20 – **120**	52 – 16		**410.00**
NKm 4/5-GE	48SN2150A1U	1.1	1.5	20 – **120**	65 – 20		**434.00**
NKm 4/6-GE	48SN2155A1U	1.5	2	20 – **120**	78 – 24		**455.00**
NKm 8/3-GE	48SN2170A1U	1.1	1.5	40 – **160**	39 – 16		**434.00**
NKm 8/4-GE	48SN2175A1U	1.5	2	40 – **160**	51 – 21		**455.00**

● **10 m long power cable**
(DRINCABLE® type approved for use in drinking water by "WRAS" in compliance with BS 6920, approval n. 7513)

NK SUBMERSIBLE PUMPS WITHOUT FLOAT SWITCH

MODEL		POWER P2		PERFORMANCE		PORT	PRICE
				Q	H		
Single-phase	Code	kW	HP	l/min	m	DN	€
NKm 2/2	48SN0110A1U	0.37	0.5	10 – **80**	32 – 17		**380.00**
NKm 2/3	48SN0115A1U	0.55	0.75	10 – **80**	46 – 23		**390.00**
NKm 2/4	48SN0120A1U	0.75	1	10 – **80**	61 – 31		**400.00**
NKm 2/5	48SN0125A1U	1.1	1.5	10 – **80**	79 – 40		**424.00**
NKm 2/6	48SN0130A1U	1.5	2	10 – **80**	93 – 48		**445.00**
NKm 4/3	48SN0140A1U	0.55	0.75	20 – **120**	39 – 12	**1¼"**	**390.00**
NKm 4/4	48SN0145A1U	0.75	1	20 – **120**	52 – 16		**400.00**
NKm 4/5	48SN0150A1U	1.1	1.5	20 – **120**	65 – 20		**424.00**
NKm 4/6	48SN0155A1U	1.5	2	20 – **120**	78 – 24		**445.00**
NKm 8/3	48SN0170A1U	1.1	1.5	40 – **160**	39 – 16		**424.00**
NKm 8/4	48SN0175A1U	1.5	2	40 – **160**	51 – 21		**445.00**
Three-phase							
NK 2/2	48SN0110AU	0.37	0.5	10 – **80**	32 – 17		**395.00**
NK 2/3	48SN0115AU	0.55	0.75	10 – **80**	46 – 23		**405.00**
NK 2/4	48SN0120AU	0.75	1	10 – **80**	61 – 31		**415.00**
NK 2/5	48SN0125AU	1.1	1.5	10 – **80**	79 – 40		**434.00**
NK 2/6	48SN0130AU	1.5	2	10 – **80**	93 – 48		**445.00**
NK 4/3	48SN0140AU	0.55	0.75	20 – **120**	39 – 12	**1¼"**	**405.00**
NK 4/4	48SN0145AU	0.75	1	20 – **120**	52 – 16		**415.00**
NK 4/5	48SN0150AU	1.1	1.5	20 – **120**	65 – 20		**434.00**
NK 4/6	48SN0155AU	1.5	2	20 – **120**	78 – 24		**445.00**
NK 8/3	48SN0170AU	1.1	1.5	40 – **160**	39 – 16		**434.00**
NK 8/4	48SN0175AU	1.5	2	40 – **160**	51 – 21		**445.00**

● **10 m long power cable**
(DRINCABLE® type approved for use in drinking water by "WRAS" in compliance with BS 6920, approval n. 7513)

- Impellers: Noryl
- Two mechanical seals separated by an oil chamber
- Windings with built-in thermal overload protector
- Patent n. EP14755156.8
- Patent n. EP2313658

For the version with a 20 metres long power supply cable apply a surcharge of **€ 21.00**

TOP MULTI MULTI-STAGE PUMPS

MODEL		POWER P2		PERFORMANCE		PORT	PRICE
				Q	H		
Single-phase	Code	kW	HP	l/min	m	DN	€
TOP MULTI 1	48TPM050A1U	0.37	0.50	10 – **70**	25 – 5	1¼"	181.00
TOP MULTI 2	48TPM070A1U	0.55	0.75	10 – **80**	40 – 5		252.00
TOP MULTI 3	48TPM170A1U	0.55	0.75	10 – **120**	32 – 4		262.00

➠ **for clean water**

- Power cable: 10 metres standard equipment with Schuko plug
- Two mechanical seals separated by an oil chamber for TOP MULTI 2-3
- Impellers: Noryl
- External float switch standard issue
- Registered EU Design n. 000885587 for TOP MULTI 2-3
- TOP MULTI® Registered trade mark n. 0001334477

TOP MULTI-EVO MULTI-STAGE PUMPS

MODEL		POWER P2		PERFORMANCE		PORTS		PRICE
				Q	H			
Single-phase	Code	kW	HP	l/min	m	DN1	DN2	€
TOP MULTI 1-EVO	48TPM060A1U	0.37	0.50	10 – **70**	25 – 5	1¼"	1¼"	195.00
TOP MULTI 2-EVO	48TPM080A1U	0.55	0.75	10 – **80**	40 – 5			266.00
TOP MULTI 3-EVO	48TPM180A1U	0.55	0.75	10 – **120**	32 – 4			276.00

➠ **for clean water**

- Power cable: 10 metres standard equipment with Schuko plug
- Two mechanical seals separated by an oil chamber for TOP MULTI 2-3 EVO
- Impellers: Noryl
- External float switch standard issue
- TOP MULTI® Registered trade mark n. 0001334477

VERSION WITHOUT MAGNETIC FLOAT SWITCH

TOP MULTI 1-EVO **€ 189.00**	**TOP MULTI 2-EVO** **€ 260.00**	**TOP MULTI 3-EVO** **€ 270.00**
Code 48TPM06MA1U	Code 48TPM08MA1U	Code 48TPM18MA1U

STANDARD EQUIPMENT

Ø 35 mm hosetail fitting

Pipe coupling threaded 1¼" complete with flap-check valve

KGE - Floating suction kit for TOP MULTI-EVO

MODEL	Code	Fitting	PRICE €
KGE	ASSKITKGE	1¼"	55.00

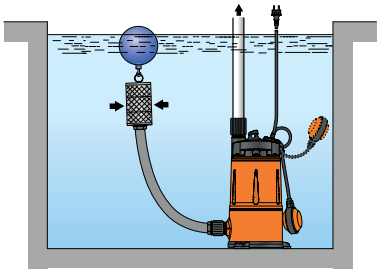

Standard installation TOP MULTI-EVO

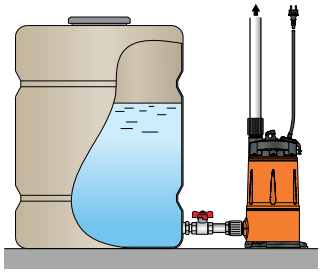

- KGE floating suction kit includes: 1.5 metres long PVC hose (Ø 30 mm), stainless steel suction filter, polyethylene spherical float, flexible hose fittings Ø 30 mm.
- TOP MULTI-EVO with KGE kit for aspiration at about 10 cm below the water surface, preventing the suction of any floating waste or sediment on the bottom of the tank thus avoiding any damage to the pump.

TOP MULTI®: Suitable for use in applications such as clean water supply from reservoirs, tanks or relatively deep wells, for drawing rain water from cisterns, to water gardens by hand or to supply water to irrigation systems, etc.

TOP MULTI-TECH AUTOMATIC MULTI-STAGE PUMPS

MODEL		POWER P2		PERFORMANCE		PORT	PRICE
				Q	H		
Single-phase	Code	**kW**	**HP**	l/min	m	DN	€
TOP MULTI-TECH 2	48TPMA070A1U	0.55	0.75	10 – **80**	40 – 5	**1¼"**	**320.00**
TOP MULTI-TECH 3	48TPMA170A1U	0.55	0.75	10 – **120**	32 – 4		**330.00**

- Power cable: 10 metres standard equipment with Schuko plug
- Two mechanical seals separated by an oil chamber
- Impellers: Noryl
- Incorporated non-return valve
- Patent n. EP2990653
- TOP MULTI® Registered trade mark n. 0001334477

for clean water

TOP MULTI-EVOTECH AUTOMATIC MULTI-STAGE PUMPS

MODEL		POWER P2		PERFORMANCE		PORTS		PRICE
				Q	H			
Single-phase	Code	**kW**	**HP**	l/min	m	DN1	DN2	€
TOP MULTI-EVOTECH 2	48TPMA080A1U	0.55	0.75	10 – **80**	40 – 5	**1¼"**	**1¼"**	**332.00**
TOP MULTI-EVOTECH 3	48TPMA180A1U	0.55	0.75	10 – **120**	32 – 4			**342.00**

- Power cable: 10 metres standard equipment with Schuko plug
- Two mechanical seals separated by an oil chamber
- Impellers: Noryl
- Incorporated non-return valve
- Patent n. EP2990653
- TOP MULTI® Registered trade mark n. 0001334477

for clean water

Spare electronic card (code 1145A001) **€ 49.00**

STANDARD EQUIPMENT

Nipple 1¼"

Ø 35 mm hosetail fitting

1 SF

NT 1.25

1 SF - Tank – NT - 3 way fitting

MODEL	Code	FITTING	CAPACITY	PRE-SET	MAXIMUM WORKING PRESSURE	PRICE €
1 SF	500667	**½"** (male)	1 liter	**1.2 bar**	**10 bar**	**33.00**
NT 1.25	500160001	1¼"- 1¼" - ½" gas	–	–	–	**6.00**

Standard installation

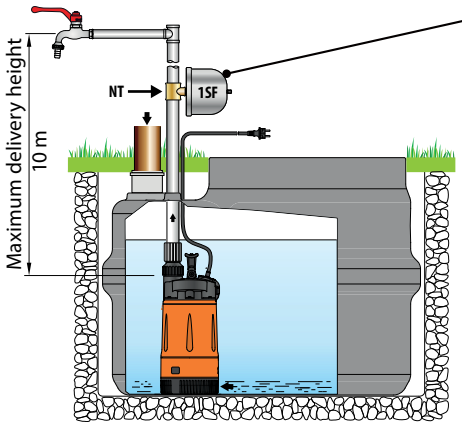

To operate correctly avoiding frequent restarts and for greater energy saving it is necessary to install the 1 SF tank (or a similar tank with a minimum capacity of 1 litre) with an initial load of 1.2 bar

TOP MULTI-TECH pumps are fitted with an internal electronic device which starts the pump when the pressure of the system falls below 1.5 bar (eg. when opening a tap) and stops it when the flow falls below 3 litres per minute.

It protects the pump against dry running and against blockage: after long periods of inactivity the electronic device starts the pump every 48 hours for 10 seconds.

TOP DRAINAGE PUMPS FOR CLEAR WATER

MODEL		POWER P2		PERFORMANCE Q	H	PORT	HOSETAIL FITTING	PRICE
Single-phase	Code	**kW**	**HP**	l/min	m	DN	mm	€
TOP 1	48TOP11A1	0.25	0.33	20 – **160**	6 – 1	**1¼"**	**Ø 25**	**132.00**
TOP 2	48TOP12A1	0.37	0.50	20 – **220**	8 – 1		**Ø 35**	**137.00**
TOP 3	48TOP13A1	0.55	0.75	20 – **260**	10 – 2			**160.00**
TOP 4	48TOP142A1U	0.75	1	20 – **320**	12.5 – 3	**1½"**	**Ø 41**	**259.00**
TOP 5	48TOP152A1U	0.92	1.25	20 – **360**	15 – 2.5			**269.00**

- Power cable:
  – 5 metres standard equipment with Schuko plug
  – 10 metres standard equipment for TOP 4-5 with Schuko plug in single-phase versions
- Two mechanical seals separated by an oil chamber for TOP 4-5
- External float switch standard issue
- Shaft: AISI 431 stainless steel
- Patent Pending n. BO2015A000116
- Registered EU Design n. 342159-0011

VERSION WITH MAGNETIC FLOAT SWITCH (suitable for small drainage traps)

TOP 1 - GM	48TOP11A1SJR	0.25	0.33	20 – **160**	6 – 1	**1¼"**	**Ø 25**	**153.00**
TOP 2 - GM	48TOP12A1SJR	0.37	0.50	20 – **220**	8 – 1		**Ø 35**	**158.00**
TOP 3 - GM	48TOP13A1SJR	0.55	0.75	20 – **260**	10 – 2			**181.00**
TOP 4 - GM	48TOP142A1USJR	0.75	1	20 – **320**	12.5 – 3	**1½"**	**Ø 41**	**280.00**
TOP 5 - GM	48TOP152A1USJR	0.92	1.25	20 – **360**	15 – 2.5			**290.00**

- Power cable:
  – 5 metres standard equipment with Schuko plug
  – 10 metres standard equipment with Schuko plug for TOP 4-5 GM
- Liquid level vertical sliding magnetic float switch (adjustable)

VERSIONS SUITABLE FOR AGGRESSIVE LIQUIDS

TOP 2 - LA	48TOPX12A1U	0.37	0.50	20 – **220**	8 – 1	**1¼"**	**Ø 35**	**192.00**
TOP 3 - LA	48TOPX13A1U	0.55	0.75	20 – **260**	10 – 2			**212.00**

- Power cable: 10 metres standard equipment with Schuko plug

● TOP-LA version: metallic components in contact with the pumped liquid in AISI 316 stainless steel

TOP-FLOOR LOW SUCTION PUMPS FOR CLEAR WATER

MODEL		POWER P2		PERFORMANCE Q	H	PORT	HOSETAIL FITTING	PRICE
Single-phase	Code	**kW**	**HP**	l/min	m	DN	mm	€
TOP 1 - FLOOR	48TOPF11A1	0.25	0.33	20 – **120**	6 – 1	**1¼"**	**Ø 25**	**132.00**
TOP 2 - FLOOR	48TOPF12A1	0.37	0.50	20 – **160**	8 – 1		**Ø 35**	**137.00**

- Power cable: 5 metres standard equipment with Schuko plug
- Registered EU Design n. 342159-0011

● The pump is designed so as to guarantee suction down to 2 mm above ground level

VERSIONS SUITABLE FOR AGGRESSIVE LIQUIDS

TOP 1 - FLOOR/LA	48TOPFX11A1U	0.25	0.33	20 – **120**	6 – 1	**1¼"**	**Ø 25**	**186.00**
TOP 2 - FLOOR/LA	48TOPFX12A1U	0.37	0.50	20 – **160**	8 – 1		**Ø 35**	**192.00**

- Power cable: 10 metres standard equipment with Schuko plug

● TOP-FLOOR/LA version: metallic components in contact with the pumped liquid in AISI 316 stainless steel

For the model TOP FLOOR and TOP FLOOR-LA with an external float switch, add **€ 14.00**

Attention: Standard EN 60335-2-41 requires the use of a 10 metres long cable for outdoor applications

For the version with a 10 metres long power supply cable apply a surcharge of **€ 14.00**

TOP-VORTEX PUMPS FOR DIRTY WATER

MODEL		POWER P2		PERFORMANCE		PORT	PASSAGE of solids	HOSETAIL FITTING	PRICE
Single-phase	Code	kW	HP	Q l/min	H m	DN	mm	mm	€
TOP 2 - VORTEX	48TOPV12A1	0.37	0.50	20 – **180**	6.5 – 1.5	1¼"	Ø 25	Ø 35	147.00
TOP 3 - VORTEX	48TOPV13A1	0.55	0.75	20 – **180**	8 – 2.5				170.00

- Power cable: 5 metres standard equipment with Schuko plug
- External float switch standard issue
- Impeller: VORTEX in technopolymer
- Patent Pending n. BO2015A000116
- Registered EU Design n. 342159-0011

VERSION WITH MAGNETIC FLOAT SWITCH (suitable for small drainage traps)

TOP 2 - VORTEX / GM	48TOPV12A1SJR	0.37	0.50	20 – **180**	6.5 – 1.5	1¼"	Ø 25	Ø 35	168.00
TOP 3 - VORTEX / GM	48TOPV13A1SJR	0.55	0.75	20 – **180**	8 – 2.5				190.00

- Power cable: 5 metres standard equipment with Schuko plug
- Liquid level vertical sliding magnetic float switch (adjustable)

ON REQUEST FOR THE TOP SERIES

1¼" threaded sleeve with an incorporated clapet valve | Code ASR5023118W | **€ 5.00**

TEX VORTEX PUMPS FOR DIRTY WATERS

MODEL		POWER P2		PERFORMANCE		PORT	PASSAGE of solids	HOSETAIL FITTING	PRICE
Single-phase	Code	kW	HP	Q l/min	H m	DN	mm	mm	€
TEX 2	48TEX02A1	0.37	0.50	20 – **200**	7.5 – 1.5	1¼"	Ø 30	Ø 40	170.00
TEX 3	48TEX03A1	0.55	0.75	20 – **240**	9.5 – 2				185.00

- Power cable: 5 metres standard equipment with Schuko plug
- Liquid level vertical sliding magnetic float switch (adjustable)
- Impeller: VORTEX in glass fibre reinforced technopolymer
- Hose fitting supplied as a standard
- Registered EU Design n. 005205556
- TEX® Registered European Trade Mark n° 017884160

Selector for automatic or manual operation



Attention: Standard EN 60335-2-41 requires the use of a 10 metres long cable for outdoor applications

For the version with a 10 metres long power supply cable apply a surcharge of **€ 14.00**

PLUG & DRAIN EMERGENCY KIT FOR PREVENTING FLOODS

Code ASSKPLUGDRAIN

COMPONENTS		PRICE €
SUBMERSIBLE TOP2-FLOOR PUMP • Single-phase **230 V - 50 Hz** • Windings with built-in thermal overload protector • **10 metres** power cable fitted with Schuko plug • External float switch • "**FASTFIT 1.25**" rapid connection • Performance: – H max= **9 m** – Q max= **160 l/min** • Emptying level down to **2 mm** from the bottom		**362.00**
PVC HOSE • "**FASTFIT 1.25**" rapid connection • Length of tube **15 m** • Diameter of tube **1¼"**		
CRATE-FILTER • Complete with a system for fixing the pump for a stable operation and an easy detachment for use of the pump without the crate-filter • Complete with a lid so as to put away PLUG & DRAIN in order andhave it always ready for use		

PLUG & DRAIN

PLUG & DRAIN is the indispensable and practical emergency kit for tackling flooding in garages, cellars and basements with efficacy and speed.
Thanks to the versatile drainage pump and the 15 metres long PVC hose it is possible to swiftly drain the flooded area, if necessary using the plastic crate as a filter.

With **PLUG & DRAIN** you can completely drain the area affected by flooding: the pump can in fact suck up water down to a level of only 2 mm from the bottom.

With **PLUG & DRAIN** you have everything you require ready for use:
– pump with a ready-fitted connector, a 10 metres long power cable with Schuko plug and an external float switch;
– PVC hose with a rapid connector;
– crate-filter to prevent possible bulky residues blocking water drainage.

RX PUMPS FOR CLEAR WATER

MODEL		POWER P2		PERFORMANCE		PORT	PRICE
				Q	H		
Single-phase	Code	kW	HP	l/min	m	DN	€
RXm 1	48TXP11A1	0.25	0.33	20 – **160**	6.5 – 1	1¼"	**190.00**
RXm 2	48TXP12A1	0.37	0.50	20 – **220**	9.5 – 2		**196.00**
RXm 3	48TXP13A1	0.55	0.75	20 – **220**	11.5 – 3		**208.00**
RXm 4	48TXP24A1U	0.75	1	20 – **260**	15 – 4	1½"	**540.00**
RXm 5	48TXP25A1U	1.1	1.5	20 – **300**	19.5 – 5		**565.00**
Three-phase							
RX 1	48TXP11A	0.25	0.33	20 – **160**	6.5 – 1	1¼"	**205.00**
RX 2	48TXP12A	0.37	0.50	20 – **220**	9.5 – 2		**211.00**
RX 3	48TXP13A	0.55	0.75	20 – **220**	11.5 – 3		**223.00**
RX 4	48TXP24AU	0.75	1	20 – **260**	15 – 4	1½"	**550.00**
RX 5	48TXP25AU	1.1	1.5	20 – **300**	19.5 – 5		**565.00**

VERSION WITH MAGNETIC FLOAT SWITCH (suitable for small drainage traps)

Single-phase							
RXm 1 - GM	48TXPG11A1	0.25	0.33	20 – **160**	6.5 – 1	1¼"	**211.00**
RXm 2 - GM	48TXPG12A1	0.37	0.50	20 – **220**	9.5 – 2		**217.00**
RXm 3 - GM	48TXPG13A1	0.55	0.75	20 – **220**	11.5 – 3		**229.00**
RXm 4 - GM	48TXPG24A1U	0.75	1	20 – **260**	15 – 4	1½"	**560.00**
RXm 5 - GM	48TXPG25A1U	1.1	1.5	20 – **300**	19.5 – 5		**585.00**

• Liquid level vertical sliding magnetic float switch (adjustable)

RX-VORTEX PUMPS FOR DIRTY WATERS

MODEL		POWER P2		PERFORMANCE		PORT	PASSAGE of solids	PRICE
				Q	H			
Single-phase	Code	kW	HP	l/min	m	DN	mm	€
RXm 2/20	48TXV12A1	0.37	0.50	20 – **180**	6.5 – 2	1¼"	**Ø 20**	**203.00**
RXm 3/20	48TXV13A1	0.55	0.75	20 – **180**	8 – 3			**219.00**
RXm 4/40	48TXV24A1U	0.75	1	20 – **280**	9.5 – 2	1½"	**Ø 40**	**560.00**
RXm 5/40	48TXV25A1U	1.1	1.5	20 – **380**	12.5 – 2			**580.00**
Three-phase								
RX 2/20	48TXV12A	0.37	0.50	20 – **180**	6.5 – 2	1¼"	**Ø 20**	**217.00**
RX 3/20	48TXV13A	0.55	0.75	20 – **180**	8 – 3			**234.00**
RX 4/40	48TXV24AU	0.75	1	20 – **280**	9.5 – 2	1½"	**Ø 40**	**570.00**
RX 5/40	48TXV25AU	1.1	1.5	20 – **380**	12.5 – 2			**580.00**

VERSION WITH MAGNETIC FLOAT SWITCH (suitable for small drainage traps)

Single-phase								
RXm 2/20 - GM	48TXV12A1	0.37	0.50	20 – **180**	6.5 – 2	1¼"	**Ø 20**	**223.00**
RXm 3/20 - GM	48TXV13A1	0.55	0.75	20 – **180**	8 – 3			**239.00**
RXm 4/40 - GM	48TXV24A1U	0.75	1	20 – **280**	9.5 – 2	1½"	**Ø 40**	**580.00**
RXm 5/40 - GM	48TXV25A1U	1.1	1.5	20 – **380**	12.5 – 2			**600.00**

• Liquid level vertical sliding magnetic float switch (adjustable)

• Power cable:
  – 5 metres standard equipment with Schuko plug in single-phase versions
  – 10 metres standard equipment for RX 4-5, RX 4-5/40, with Schuko plug in single-phase versions
• Two mechanical seals separated by an oil chamber for RX 4-5, RX 4-5/40
• Impeller: AISI 304 stainless steel – Shaft: AISI 431 stainless steel (RX4-5)
• Patent n. EP2313658 – Patent Pending n. BO2015A000116 (RX 1-2-3)

● ON REQUEST FOR THE RX SERIES

1¼" threaded sleeve with an incorporated clapet valve | Code ASR5023218W |

€ 7.00

Attention: Standard EN 60335-2-41 requires the use of a 10 metres long cable for outdoor applications

For the version with a 10 metres long power supply cable apply a surcharge of **€ 14.00**

VX-ST SUBMERSIBLE "VORTEX" PUMPS FOR SEWAGE WATER

MODEL		POWER P2		PERFORMANCE		PORT	PASSAGE of solids	PRICE
Single-phase	Code	kW	HP	Q l/min	H m	DN	mm	€
VXm 8/35 - ST	48SGV96A0A1U	0.55	0.75	50 – **350**	8.5 – 1	**1½"**	**Ø 40**	**335.00**
VXm 10/35 - ST	48SGV96B0A1U	0.75	1	50 – **400**	10.5 – 2			**345.00**
VXm 15/35 - ST	48SGV96C0A1U	1.1	1.5	50 – **500**	14 – 2			**390.00**
VXm 8/50 - ST	48SGV96D0A1U	0.55	0.75	50 – **450**	7 – 1.5	**2"**	**Ø 50**	**345.00**
VXm 10/50 - ST	48SGV96E0A1U	0.75	1	50 – **550**	9.5 – 1.5			**355.00**
VXm 15/50 - ST	48SGV96F0A1U	1.1	1.5	50 – **650**	13 – 2			**400.00**
Three-phase								
VX 8/35 - ST	48SGV96A0AU	0.55	0.75	50 – **350**	8.5 – 1	**1½"**	**Ø 40**	**350.00**
VX 10/35 - ST	48SGV96B0AU	0.75	1	50 – **400**	10.5 – 2			**360.00**
VX 15/35 - ST	48SGV96C0AU	1.1	1.5	50 – **500**	14 – 2			**390.00**
VX 8/50 - ST	48SGV96D0AU	0.55	0.75	50 – **450**	7 – 1.5	**2"**	**Ø 50**	**360.00**
VX 10/50 - ST	48SGV96E0AU	0.75	1	50 – **550**	9.5 – 1.5			**370.00**
VX 15/50 - ST	48SGV96F0AU	1.1	1.5	50 – **650**	13 – 2			**400.00**

• Impeller: VORTEX AISI 304 stainless steel

● **Shaft in AISI 316L stainless steel available on request** **+ 8%**

BC-ST SUBMERSIBLE "DOUBLE-CHANNEL" PUMPS FOR SEWAGE WATER

MODEL		POWER P2		PERFORMANCE		PORT	PASSAGE of solids	PRICE
Single-phase	Code	kW	HP	Q l/min	H m	DN	mm	€
BCm 10/50-ST	48SGM88A0A1U	0.75	1	50 – **600**	11 – 2	**2"**	**Ø 50**	**390.00**
BCm 15/50-ST	48SGM88B0A1U	1.1	1.5	50 – **750**	14 – 2			**425.00**
Three-phase								
BC 10/50-ST	48SGM88A0AU	0.75	1	50 – **600**	11 – 2	**2"**	**Ø 50**	**405.00**
BC 15/50-ST	48SGM88B0AU	1.1	1.5	50 – **750**	14 – 2			**425.00**

• Impeller: DOUBLE-CHANNEL precision cast AISI 304 stainless steel

● **Shaft in AISI 316L stainless steel available on request** **+ 8%**

• Pump body: AISI 304 pressed stainless steel
• Power cable: 10 metres standard equipment with Schuko plug in single-phase versions
• Two mechanical seals separated by an oil chamber
• Shaft: AISI 431 stainless steel
• Patent n. EP2313658 – Patent Pending n. BO2015A000116



1 - Footing connection

2 - Slide guide (also to be ordered separately)

3 - Intermediate support (on request)

4 - Support for the guide tubes

SEWAGE LIFTING SYSTEM

HORIZONTAL DELIVERY VERSION WITH ¾" GUIDE TUBES

For **VX /35-ST**	Code ASSPVX35ST	DN **2"**	**€ 75.00**
For **VX /50-ST, BC /50-ST**	Code ASSPVX50ST	DN **2"**	**€ 80.00**

- Kit consisting of:
  - footing connection
  - slide guide with ring nut and seal
  - support for the guide tubes

VERTICAL DELIVERY VERSION WITH ¾" GUIDE TUBES

For **VX /35-ST**	Code ASSPVX35STV	DN **2½"**	**€ 135.00**
For **VX /50-ST, BC /50-ST**	Code ASSPVX50STV	DN **2½"**	**€ 140.00**

- Kit consisting of:
  - footing connection complete with counterflange
  - slide guide with ring nut and seal
  - support for the guide tubes

SLIDE GUIDE (also to be ordered separately)

For **VX /35-ST**	Code ASSFL005	**€ 27.00**
For **VX /50-ST, BC /50-ST**	Code ASSFL006	**€ 32.00**

- Complete with ring nut and seal

INTERMEDIATE SUPPORT (on request)

For guide tubes **Ø ¾"**	Code 859SV340INTFA	**€ 98.00**

GUIDE TUBES (AISI 304 stainless steel)

Guide tube **Ø ¾"**	Code 54SARTG005	**€ 20.00** per metre

- **In order to ensure stability, insert the intermediate support every 2 metres**
- **Maximum length of the tube plank: 6 metres**

STANDARD INSTALLATION

VX-MF SUBMERSIBLE "VORTEX" PUMPS FOR SEWAGE WATER

MODEL		POWER P2		PERFORMANCE		PORT	PASSAGE of solids	PRICE
Single-phase	Code	kW	HP	Q l/min	H m	DN	mm	€
VXm 8/35 - MF	48SGV92A0A1U	0.55	0.75	50 – **350**	8 – 1	**1½"**	**Ø 40**	**525.00**
VXm 10/35 - MF	48SGV92B0A1U	0.75	1	50 – **400**	10 – 2			**535.00**
VXm 15/35 - MF	48SGV92C0A1U	1.1	1.5	50 – **500**	13.5 – 2			**580.00**
VXm 8/50 - MF	48SGV92D0A1U	0.55	0.75	50 – **450**	6 – 1.5	**2"**	**Ø 50**	**530.00**
VXm 10/50 - MF	48SGV92E0A1U	0.75	1	50 – **550**	8.5 – 1.5			**540.00**
VXm 15/50 - MF	48SGV92F0A1U	1.1	1.5	50 – **650**	11 – 2			**585.00**
Three-phase								
VX 8/35 - MF	48SGV92A0AU	0.55	0.75	50 – **350**	8 – 1	**1½"**	**Ø 40**	**540.00**
VX 10/35 - MF	48SGV92B0AU	0.75	1	50 – **400**	10 – 2			**550.00**
VX 15/35 - MF	48SGV92C0AU	1.1	1.5	50 – **500**	13.5 – 2			**580.00**
VX 8/50 - MF	48SGV92D0AU	0.55	0.75	50 – **450**	6 – 1.5	**2"**	**Ø 50**	**545.00**
VX 10/50 - MF	48SGV92E0AU	0.75	1	50 – **550**	8.5 – 1.5			**555.00**
VX 15/50 - MF	48SGV92F0AU	1.1	1.5	50 – **650**	11 – 2			**585.00**

• Impeller: VORTEX AISI 304 stainless steel

BC-MF SUBMERSIBLE "DOUBLE-CHANNEL" PUMPS FOR SEWAGE WATER

MODEL		POWER P2		PERFORMANCE		PORT	PASSAGE of solids	PRICE
Single-phase	Code	kW	HP	Q l/min	H m	DN	mm	€
BCm 10/50-MF	48SGM85A0A1U	0.75	1	50 – **600**	11 – 2	**2"**	**Ø 50**	**580.00**
BCm 15/50-MF	48SGM86A0A1U	1.1	1.5	50 – **750**	14 – 2			**625.00**
Three-phase								
BC 10/50-MF	48SGM85A0AU	0.75	1	50 – **600**	11 – 2	**2"**	**Ø 50**	**595.00**
BC 15/50-MF	48SGM86A0AU	1.1	1.5	50 – **750**	14 – 2			**625.00**

• Impeller: DOUBLE-CHANNEL precision cast AISI 304 stainless steel

● **Pump body: cast AISI 316L stainless steel**
• Power cable: 10 metres standard equipment with Schuko plug in single-phase versions
• Two mechanical seals separated by an oil chamber
• Shaft: AISI 316L stainless steel
• Patent n. EP2313658 – Patent Pending n. BO2015A000116



1 - Footing connection

2 - Slide guide (also to be ordered separately)

3 - Intermediate support (on request)

4 - Support for the guide tubes

SEWAGE LIFTING SYSTEM

HORIZONTAL DELIVERY VERSION WITH ¾" GUIDE TUBES

For **VX /35-MF**	Code ASSPVX35ST	DN **2"**	**€ 75.00**
For **VX /50-MF, BC /50-MF**	Code ASSPVX50ST	DN **2"**	**€ 80.00**

- Kit consisting of:
  – footing connection;
  – slide guide with ring nut and seal;
  – support for the guide tubes.

VERTICAL DELIVERY VERSION WITH ¾" GUIDE TUBES

For **VX /35-MF**	Code ASSPVX35STV	DN **2½"**	**€ 135.00**
For **VX /50-MF, BC /50-MF**	Code ASSPVX50STV	DN **2½"**	**€ 140.00**

- Kit consisting of:
  – footing connection complete with counterflange;
  – slide guide with ring nut and seal;
  – support for the guide tubes.

SLIDE GUIDE (also to be ordered separately)

For **VX /35-MF**	Code ASSFL005	**€ 27.00**
For **VX /50-MF, BC /50-MF**	Code ASSFL006	**€ 32.00**

- Complete with ring nut and seal

INTERMEDIATE SUPPORT (on request)

For guide tubes **Ø ¾"**	Code 859SV340INTFA	**€ 98.00**

GUIDE TUBES (AISI 304 stainless steel)

Guide tube **Ø ¾"**	Code 54SARTG005	**€ 20.00** per metre

- **In order to ensure stability, insert the intermediate support every 2 metres**
- **Maximum length of the tube plank: 6 metres**

STANDARD INSTALLATION

D PUMPS FOR CLEAR WATER

MODEL		POWER P2		PERFORMANCE		PORT	PRICE
				Q	H		
Single-phase	Code	kW	HP	l/min	m	DN	€
Dm 8	48SGD908A1	0.55	0.75	25 – **250**	12.5 – 3	1½"	**278.00**
Dm 10	48SGD910A1	0.75	1	25 – **300**	15.5 – 3		**283.00**
Dm 20	48SGD920A1	0.75	1	25 – **250**	19 – 8		**293.00**
Dm 30	48SGD930A1U	1.1	1.5	25 – **275**	26 – 9		**335.00**
Three-phase							
D 8	48SGD908A	0.55	0.75	25 – **250**	12.5 – 3	1½"	**293.00**
D 10	48SGD910A	0.75	1	25 – **300**	15.5 – 3		**298.00**
D 20	48SGD920A	0.75	1	25 – **250**	19 – 8		**308.00**
D 30	48SGD930AU	1.1	1.5	25 – **275**	26 – 9		**335.00**

- Power cable:
  – 5 metres standard equipment with Schuko plug in single-phase versions
  – 10 metres standard equipment for D30 with Schuko plug in single-phase versions
- Impeller: technopolymer
- Two mechanical seals separated by an oil chamber (For D30-N shaft with double mechanical seal with sealing ring)
- Shaft: AISI 431 stainless steel
- Patent n. EP2313658 – Patent Pending n. BO2015A000116

● **For the version with a 10 metres long power supply cable apply a surcharge of** **€ 14.00**

ZX2 SUBMERSIBLE "VORTEX" PUMPS FOR DIRTY WATER

MODEL		POWER P2		PERFORMANCE		PORT	PASSAGE of solids	PRICE
				Q	H			
Single-phase	Code	kW	HP	l/min	m	DN	mm	€
ZXm 2/30	48SDZX230A1	0.55	0.75	25 – **320**	12.5 – 2	1½"	**Ø 30**	**260.00**
ZXm 2/40	48SDZX240A1	0.55	0.75	25 – **400**	11 – 2		**Ø 40**	**265.00**

- Power cable: 5 metres standard equipment with Schuko plug
- Pump body in technopolymer
- Impeller: VORTEX in technopolymer
- Two mechanical seals separated by an oil chamber
- Shaft: AISI 431 stainless steel
- Hose fitting supplied as a standard
- Patent n. EP2313658 – Patent Pending n. BO2015A000116

● **For the version with a 10 metres long power supply cable apply a surcharge of** **€ 14.00**

VERSION WITH MAGNETIC FLOAT SWITCH (suitable for small drainage traps)

ZXm 2/30-GM	48SDZX230A1SJR	0.55	0.75	25 – **320**	12.5 – 2	1½"	**Ø 30**	**275.00**
ZXm 2/40-GM	48SDZX240A1SJR	0.55	0.75	25 – **400**	11 – 2		**Ø 40**	**280.00**

- Power cable: 5 metres standard equipment with Schuko plug
- Liquid level vertical sliding magnetic float switch (adjustable)
- Pump body in technopolymer
- Impeller: VORTEX in technopolymer
- Two mechanical seals separated by an oil chamber
- Shaft: AISI 431 stainless steel
- Hose fitting supplied as a standard

● **For the version with a 10 metres long power supply cable apply a surcharge of** **€ 14.00**

Attention: Standard EN 60335-2-41 requires the use of a 10 metres long cable for outdoor applications

ZX1 SUBMERSIBLE "VORTEX" PUMPS FOR DIRTY WATER

MODEL		POWER P2		PERFORMANCE		PORT	PASSAGE of solids	PRICE
Single-phase	Code	kW	HP	Q l/min	H m	DN	mm	€
ZXm 1B/40	48SDZE4BA1	0.50	0.70	25 – **350**	8.5 – 1	1½"	Ø 40	260.00
ZXm 1A/40	48SDZE4AA1	0.60	0.85	25 – **400**	10.5 – 1.5			265.00

- Power cable: 5 metres standard equipment with Schuko plug
- Impeller: VORTEX in technopolymer
- Hose fitting supplied as a standard

For the version with a 10 metres long power supply cable apply a surcharge of **€ 14.00**

VX SUBMERSIBLE "VORTEX" PUMPS FOR SEWAGE WATER

MODEL		POWER P2		PERFORMANCE		PORT	PASSAGE of solids	PRICE
Single-phase	Code	kW	HP	Q l/min	H m	DN	mm	€
VXm 8/35	48SGV90A0A1	0.55	0.75	50 – **350**	8 – 1	1½"	Ø 40	290.00
VXm 10/35	48SGV91A0A1	0.75	1	50 – **400**	10 – 2			295.00
VXm 15/35	48SGV91B0A1U	1.1	1.5	50 – **500**	13.5 – 2			348.00
VXm 8/50	48SGV91C0A1	0.55	0.75	50 – **450**	6 – 1.5	2"	Ø 50	300.00
VXm 10/50	48SGV91D0A1	0.75	1	50 – **550**	8.5 – 1.5			305.00
VXm 15/50	48SGV91E0A1U	1.1	1.5	50 – **650**	11 – 2			358.00
Three-phase								
VX 8/35	48SGV90A0A	0.55	0.75	50 – **350**	8 – 1	1½"	Ø 40	305.00
VX 10/35	48SGV91A0A	0.75	1	50 – **400**	10 – 2			310.00
VX 15/35	48SGV91B0AU	1.1	1.5	50 – **500**	13.5 – 2			348.00
VX 8/50	48SGV91C0A	0.55	0.75	50 – **450**	6 – 1.5	2"	Ø 50	315.00
VX 10/50	48SGV91D0A	0.75	1	50 – **550**	8.5 – 1.5			320.00
VX 15/50	48SGV91E0AU	1.1	1.5	50 – **650**	11 – 2			358.00

- Power cable:
  – 5 metres standard equipment with Schuko plug in single-phase versions
  – 10 metres standard equipment for VX15/35, VX15/50 with Schuko plug in single-phase versions
- Impeller: VORTEX AISI 304 stainless steel – Shaft: AISI 431 stainless steel
- Two mechanical seals separated by an oil chamber
- Patent n. EP2313658 –Patent Pending n. BO2015A000116

For the version with a 10 metres long power supply cable apply a surcharge of **€ 14.00**

BC SUBMERSIBLE "DOUBLE-CHANNEL" PUMPS FOR SEWAGE WATER

MODEL		POWER P2		PERFORMANCE		PORT	PASSAGE of solids	PRICE
Single-phase	Code	kW	HP	Q l/min	H m	DN	mm	€
BCm 10/50	48SGM81A0A1	0.75	1	50 – **600**	11 – 2	2"	Ø 50	337.00
BCm 15/50	48SGM82A0A1U	1.1	1.5	50 – **750**	14 – 2			383.00
Three-phase								
BC 10/50	48SGM81A0A	0.75	1	50 – **600**	11 – 2	2"	Ø 50	352.00
BC 15/50	48SGM82A0AU	1.1	1.5	50 – **750**	14 – 2			383.00

- Power cable:
  – 5 metres standard equipment with Schuko plug in single-phase versions
  – 10 metres standard equipment for BC15/50 with Schuko plug in single-phase versions
- Impeller: DOUBLE-CHANNEL AISI 304 precision cast stainless steel – Shaft: AISI 431 stainless steel
- Two mechanical seals separated by an oil chamber
- Patent n. EP2313658 – Patent Pending n. BO2015A000116

For the version with a 10 metres long power supply cable apply a surcharge of **€ 14.00**

Attention: Standard EN 60335-2-41 requires the use of a 10 metres long cable for outdoor applications

VXC SUBMERSIBLE "VORTEX" PUMPS FOR SEWAGE WATER

MODEL		POWER P2		PERFORMANCE		PORT	PASSAGE of solids	PRICE
Single-phase	Code	kW	HP	Q l/min	H m	DN	mm	€
VXCm 8/35	48SGV95A0A1U	0.55	0.75	50 – **350**	8 – 1	**1½"**	**Ø 40**	**335.00**
VXCm 10/35	48SGV95B0A1U	0.75	1	50 – **400**	10 – 2			**345.00**
VXCm 15/35	48SGV95C0A1U	1.1	1.5	50 – **500**	13.5 – 2			**380.00**
VXCm 8/45	48SGV95D0A1U	0.55	0.75	50 – **450**	6 – 1.5	**2"**	**Ø 50**	**345.00**
VXCm 10/45	48SGV95E0A1U	0.75	1	50 – **550**	8.5 – 1.5			**355.00**
VXCm 15/45	48SGV95F0A1U	1.1	1.5	50 – **650**	11 – 2			**400.00**
Three-phase								
VXC 8/35	48SGV95A0AU	0.55	0.75	50 – **350**	8 – 1	**1½"**	**Ø 40**	**350.00**
VXC 10/35	48SGV95B0AU	0.75	1	50 – **400**	10 – 2			**360.00**
VXC 15/35	48SGV95C0AU	1.1	1.5	50 – **500**	13.5 – 2			**380.00**
VXC 8/45	48SGV95D0AU	0.55	0.75	50 – **450**	6 – 1.5	**2"**	**Ø 50**	**360.00**
VXC 10/45	48SGV95E0AU	0.75	1	50 – **550**	8.5 – 1.5			**370.00**
VXC 15/45	48SGV95F0AU	1.1	1.5	50 – **650**	11 – 2			**400.00**

- Power cable: 10 metres standard equipment with Schuko plug in single-phase versions
- External float switch: standard issue on single-phase versions
- Impeller: VORTEX AISI 304 stainless steel – Shaft: AISI 431 stainless steel
- Two mechanical seals separated by an oil chamber
- Patent n. EP2313658 – Patent Pending n. BO2015A000116
- Registered EU Design n. 002501486-0003

MC SUBMERSIBLE "DOUBLE-CHANNEL" PUMPS FOR SEWAGE WATER

MODEL		POWER P2		PERFORMANCE		PORT	PASSAGE of solids	PRICE
Single-phase	Code	kW	HP	Q l/min	H m	DN	mm	€
MCm 10/45	48SGM91A0A1U	0.75	1	50 – **600**	11 – 2	**2"**	**Ø 50**	**395.00**
MCm 15/45	48SGM92A0A1U	1.1	1.5	50 – **750**	14 – 2			**440.00**
Three-phase								
MC 10/45	48SGM91A0AU	0.75	1	50 – **600**	11 – 2	**2"**	**Ø 50**	**410.00**
MC 15/45	48SGM92A0AU	1.1	1.5	50 – **750**	14 – 2			**440.00**

- Power cable: 10 metres standard equipment with Schuko plug in single-phase versions
- External float switch: standard issue on single-phase versions
- Impeller: DOUBLE-CHANNEL AISI 304 precision cast stainless steel – Shaft: AISI 431 stainless steel
- Two mechanical seals separated by an oil chamber
- Patent n. EP2313658 – Patent Pending n. BO2015A000116
- Registered EU Design n. 002501486-0003

DC CAST IRON DRAINAGE PUMPS FOR CLEAR WATER

MODEL		POWER P2		PERFORMANCE Q	H	PORT	PRICE
Single-phase	Code	**kW**	**HP**	l/min	m	DN	**€**
DCm 8	48SGDC908A1U	0.55	0.75	25 – **250**	12.5 – 3	**1½"**	**325.00**
DCm 10	48SGDC910A1U	0.75	1	25 – **300**	15.5 – 3		**335.00**
DCm 20	48SGDC920A1U	0.75	1	25 – **250**	19 – 8		**335.00**
DCm 30	48SGDC930A1U	1.1	1.5	25 – **275**	26 – 9		**380.00**
Three-phase							
DC 8	48SGDC908AU	0.55	0.75	25 – **250**	12.5 – 3	**1½"**	**340.00**
DC 10	48SGDC910AU	0.75	1	25 – **300**	15.5 – 3		**350.00**
DC 20	48SGDC920AU	0.75	1	25 – **250**	19 – 8		**350.00**
DC 30	48SGDC930AU	1.1	1.5	25 – **275**	26 – 9		**380.00**

- Power cable: 10 metres standard equipment with Schuko plug in single-phase versions
- External float switch: standard issue on single-phase versions
- Impeller: technopolymer
- Two mechanical seals separated by an oil chamber
  (For DC30 shaft with double mechanical seal with sealing ring)
- Shaft: AISI 431 stainless steel
- Patent n. EP2313658 – Patent Pending n. BO2015A000116
- Registered EU Design n. 002501486-0001

STANDARD INSTALLATION

TRITUS SUBMERSIBLE PUMPS WITH GRINDER

MODEL		POWER P2		PERFORMANCE		PORT	PRICE
				Q	H		
Single-phase	Code	**kW**	**HP**	l/min	m	DN	€
TRm 0.75	48SHT00A1	0.75	1	20 – **125**	15 – 2	**1¼"**	**700.00**
TRm 0.9	48SHT04A1	0.9	1.25	20 – **170**	15 – 2		**710.00**
TRm 1.1	48SHT01A1	1.1	1.5	20 – **140**	21.5 – 2		**735.00**
TRm 1.3	48SHT05A1	1.3	1.75	20 – **220**	22.5 – 2		**745.00**
Three-phase							
TR 0.75	48SHT00A	0.75	1	20 – **125**	15 – 2	**1¼"**	**660.00**
TR 0.9	48SHT04A	0.9	1.25	20 – **170**	15 – 2		**680.00**
TR 1.1	48SHT01A	1.1	1.5	20 – **140**	21.5 – 2		**690.00**
TR 1.3	48SHT05A	1.3	1.75	20 – **220**	22.5 – 2		**705.00**

MODEL		POWER P2		PERFORMANCE		PORT	PRICE
				Q	H		
Single-phase	Code	**kW**	**HP**	l/min	m	DN	€
TRm 1.5	48SHT02A1	1.5	2	20 – **270**	25 – 2	**DN 40** (PN6) **1½"**	**1,170.00**
Three-phase							
TR 1.5	48SHT02A	1.5	2	20 – **270**	25 – 2	**DN 40** (PN6) **1½"**	**1,040.00**
TR 2.2	48SHT03A	2.2	3	20 – **280**	30 – 2		**1,150.00**

• **Flanged (DN40) and threaded (1½") delivery port**

- High resistance tempered stainless steel grinder
- Power cable: 10 metres standard equipment
- Impeller:
  – technopolymer for TR 0.75, TR 0.9, TR 1.1, TR 1.3
  – precision cast AISI 304 stainless steel for TR 1.5, TR 2.2
- Two mechanical seals separated by an oil chamber
- Shaft: AISI 431 stainless steel
- **Standard supply single-phase version**:
  – control panel
  – windings with built-in thermal overload protector
  – external float switch
- Patent n. EP2313658 – Patent Pending n. BO2015A000116
- Registered EU Design n. 002501486-0002 (TR 0.75, TR 0.9, TR 1.1, TR 1.3)
- TRITUS® Registered trade mark n. 013017181



1 - Footing connection

2 - Slide guide (also to be ordered separately)

3 - Intermediate support (on request)

4 - Support for the guide tubes

SEWAGE LIFTING SYSTEM

HORIZONTAL DELIVERY VERSION WITH ¾" GUIDE TUBES

For **TR 0.75, TR 0.9 TR 1.1, TR 1.3**	Code ASSPTRITUS11	DN **2"**	**€ 80.00**
For **TR 1.5, TR 2.2**	Code ASSPTRITUS22		**€ 80.00**

- Kit consisting of:
  – footing connection;
  – slide guide with ring nut and seal (screws and seals for TR 1.5 and TR 2.2);
  – support for the guide tubes.

VERTICAL DELIVERY VERSION WITH ¾" GUIDE TUBES

For **TR 0.75, TR 0.9 TR 1.1, TR 1.3**	Code ASSPTRITUS11V	DN **2½"**	**€ 135.00**
For **TR 1.5, TR 2.2**	Code ASSPTRITUS22V		**€ 135.00**

- Kit consisting of:
  – footing connection complete with counterflange;
  – slide guide with ring nut and seal (screws and seals for TR 1.5 and TR 2.2);
  – support for the guide tubes.

SLIDE GUIDE (also to be ordered separately)

For **TR 0.75, TR 0.9, TR 1.1, TR 1.3**	Code ASSFL003	**€ 28.00**
For **TR 1.5, TR 2.2**	Code ASSFL004	**€ 28.00**

- Complete with ring nut and seal (screws and seals for TR 1.5 and TR 2.2)

INTERMEDIATE SUPPORT (on request)

For guide tubes **Ø ¾"**	Code 859SV340INTFA	**€ 98.00**

GUIDE TUBES (AISI 304 stainless steel)

Guide tube **Ø ¾"**	Code 54SARTG005	**€ 20.00** per metre

- **In order to ensure stability, insert the intermediate support every 2 metres**
- **Maximum length of the tube plank: 6 metres**

STANDARD INSTALLATION

VXC SUBMERSIBLE "VORTEX" PUMPS FOR SEWAGE WATER

MODEL		POWER P2		PERFORMANCE		PORT	PASSAGE of solids	PRICE
				Q	H			
Single-phase	Code	kW	HP	l/min	m	DN	mm	€
VXCm 15/50	48SGV93C0A1	1.1	1.5	100 – **600**	10.5 – 2	**2½"**	**Ø 50**	**720.00**
VXCm 20/50	48SGV93B0A1	1.5	2	100 – **700**	12 – 2			**767.00**
VXCm 30/50	48SGV93A0A1	2.2	3	100 – **850**	15 – 2			**1,275.00**
VXCm 15/70	48SGV947CA1	1.1	1.5	200 – **850**	5.5 – 1	**3"**	**Ø 70**	**780.00**
VXCm 20/70	48SGV947BA1	1.5	2	200 – **1000**	7.4 – 1			**825.00**
VXCm 30/70	48SGV947AA1	2.2	3	200 – **1200**	9.7 – 1.5			**1,330.00**
Three-phase								
VXC 15/50	48SGV93C0A	1.1	1.5	100 – **600**	10.5 – 2	**2½"**	**Ø 50**	**720.00**
VXC 20/50	48SGV93B0A	1.5	2	100 – **700**	12 – 2			**740.00**
VXC 30/50	48SGV93A0A	2.2	3	100 – **850**	15 – 2			**765.00**
VXC 15/70	48SGV947CA	1.1	1.5	200 – **850**	5.5 – 1	**3"**	**Ø 70**	**780.00**
VXC 20/70	48SGV947BA	1.5	2	200 – **1000**	7.4 – 1			**800.00**
VXC 30/70	48SGV947AA	2.2	3	200 – **1200**	9.7 – 1.5			**820.00**

- Power cable: 10 metres standard equipment
- Impeller: cast iron VORTEX
- Shaft: AISI 431 stainless steel

- **Standard supply single-phase version**:
  – External float switch
  – Control panel
  – Capacitor (inside the control panel)
  – Thermal overload protector build into the motor winding
  ● **2.2 kW single-phase pumps, the thermal overload protector must be connected to the external control panel**

- **Standard supply three-phase version**:
  ● **For three-phase water pumps three thermal overload protectors in series are built into the winding and these must be connected to the control box**
- Patent Pending n. BO2015A000116 – Registered EU Design n. 342159-0017

MC SUBMERSIBLE "DOUBLE-CHANNEL" PUMPS FOR SEWAGE WATER

MODEL		POWER P2		PERFORMANCE		PORT	PASSAGE of solids	PRICE
				Q	H			
Single-phase	Code	kW	HP	l/min	m	DN	mm	€
MCm 15/50	48SGM93C0A1	1.1	1.5	100 – **800**	14 – 1	**2½"**	**Ø 50**	**760.00**
MCm 20/50	48SGM93B0A1	1.5	2	100 – **900**	16 – 1			**805.00**
MCm 30/50	48SGM93A0A1	2.2	3	100 – **1100**	22 – 2			**1,320.00**
MCm 30/70	48SGM947AA1	2.2	3	200 – **1500**	12 – 2	**3"**	**Ø 70**	**1,355.00**
Three-phase								
MC 15/50	48SGM93C0A	1.1	1.5	100 – **800**	14 – 1	**2½"**	**Ø 50**	**760.00**
MC 20/50	48SGM93B0A	1.5	2	100 – **900**	16 – 1			**780.00**
MC 30/50	48SGM93A0A	2.2	3	100 – **1100**	22 – 2			**810.00**
MC 40/50	48SGM94050A	3	4	100 – **1100**	24 – 4			**990.00**
MC 30/70	48SGM947AA	2.2	3	200 – **1500**	12 – 2	**3"**	**Ø 70**	**860.00**
MC 40/70	48SGM94070A	3	4	200 – **1600**	15 – 4			**1,075.00**

- Power cable: 10 metres standard equipment
- Impeller: DOUBLE-CHANNEL AISI 304 precision cast stainless steel
- Shaft: AISI 431 stainless steel

- **Standard supply single-phase version**:
  – External float switch
  – Control panel
  – Capacitor (inside the control panel)
  – Thermal overload protector build into the motor winding
  ● **2.2 kW single-phase pumps, the thermal overload protector must be connected to the external control panel**

- **Standard supply three-phase version**:
  ● **For three-phase water pumps three thermal overload protectors in series are built into the winding and these must be connected to the control box**
- Patent Pending n. BO2015A000116 – Registered EU Design n. 342159-0017

VXC-F SUBMERSIBLE "VORTEX" PUMPS FOR SEWAGE WATER

MODEL		POWER P2		PERFORMANCE		PASSAGE of solids	PRICE
Single-phase	Code	kW	HP	Q l/min	H m	mm	€
VXCm 15/50-F	48SGY93C0A1	1.1	1.5	100 – **600**	10.5 – 2	**Ø 50**	**760.00**
VXCm 20/50-F	48SGY93B0A1	1.5	2	100 – **700**	12 – 2		**805.00**
VXCm 30/50-F	48SGY93A0A1	2.2	3	100 – **850**	15 – 2		**1,320.00**
VXCm 15/70-F	48SGY947CA1	1.1	1.5	200 – **850**	5.5 – 1	**Ø 70**	**825.00**
VXCm 20/70-F	48SGY947BA1	1.5	2	200 – **1000**	7.4 – 1		**870.00**
VXCm 30/70-F	48SGY947AA1	2.2	3	200 – **1200**	9.7 – 1.5		**1,350.00**
Three-phase							
VXC 15/50-F	48SGY93C0A	1.1	1.5	100 – **600**	10.5 – 2	**Ø 50**	**760.00**
VXC 20/50-F	48SGY93B0A	1.5	2	100 – **700**	12 – 2		**780.00**
VXC 30/50-F	48SGY93A0A	2.2	3	100 – **850**	15 – 2		**810.00**
VXC 15/70-F	48SGY947CA	1.1	1.5	200 – **850**	5.5 – 1	**Ø 70**	**825.00**
VXC 20/70-F	48SGY947BA	1.5	2	200 – **1000**	7.4 – 1		**845.00**
VXC 30/70-F	48SGY947AA	2.2	3	200 – **1200**	9.7 – 1.5		**860.00**

- Power cable: 10 metres standard equipment
- Impeller: cast iron VORTEX
- Shaft: AISI 431 stainless steel

MC-F SUBMERSIBLE "DOUBLE-CHANNEL" PUMPS FOR SEWAGE WATER

MODEL		POWER P2		PERFORMANCE		PASSAGE of solids	PRICE
Single-phase	Code	kW	HP	Q l/min	H m	mm	€
MCm 15/50-F	48SGQ93C0A1	1.1	1.5	100 – **800**	14 – 1	**Ø 50**	**805.00**
MCm 20/50-F	48SGQ93B0A1	1.5	2	100 – **900**	16 – 1		**850.00**
MCm 30/50-F	48SGQ93A0A1	2.2	3	100 – **1100**	22 – 2		**1,360.00**
MCm 30/70-F	48SGQ947AA1	2.2	3	200 – **1500**	12 – 2	**Ø 70**	**1,415.00**
Three-phase							
MC 15/50-F	48SGQ93C0A	1.1	1.5	100 – **800**	14 – 1	**Ø 50**	**805.00**
MC 20/50-F	48SGQ93B0A	1.5	2	100 – **900**	16 – 1		**825.00**
MC 30/50-F	48SGQ93A0A	2.2	3	100 – **1100**	22 – 2		**850.00**
MC 40/50-F	48SGQ94050A	3	4	100 – **1100**	24 – 4		**1,075.00**
MC 30/70-F	48SGQ947AA	2.2	3	200 – **1500**	12 – 2	**Ø 70**	**905.00**
MC 40/70-F	48SGQ94070A	3	4	200 – **1600**	15 – 4		**1,130.00**

- Power cable: 10 metres standard equipment
- Impeller: DOUBLE-CHANNEL AISI 304 precision cast stainless steel
- Shaft: AISI 431 stainless steel

- **Standard supply single-phase version**:
  - External float switch
  - Control panel
  - Capacitor (inside the control panel)
  - Thermal overload protector build into the motor winding
  - **2.2 kW single-phase pumps, the thermal overload protector must be connected to the external control panel**
- **Standard supply three-phase version**:
  - **For three-phase water pumps three thermal overload protectors in series are built into the winding and these must be connected to the control box**

(A)

(B)



(C)

1 - Footing connection

2 - Slide guide (also to be ordered separately)

3 - Intermediate support (on request)

4 - Support for the guide tubes

SEWAGE LIFTING SYSTEM

HORIZONTAL DELIVERY VERSION WITH ¾" GUIDE TUBES			(A)
For **VXC /50-F, MC /50-F**	Code ASSVXCF050	DN **2"**	**€ 90.00**

- Kit consisting of:
  – footing connection;
  – slide guide with screws and seals;
  – support for the guide tubes.

VERTICAL DELIVERY VERSION WITH ¾" GUIDE TUBES			(B)
For **VXC /50-F, MC /50-F**	Code ASSVXCF050V	DN **2½"**	**€ 145.00**
For **VXC /70-F, MC /70-F**	Code ASSVXCF070V	DN **3"**	**€ 180.00**

VERTICAL DELIVERY VERSION WITH 2" GUIDE TUBES			(C)
For **VXC /50-F, MC /50-F** For **VXC /70-F, MC /70-F**	Code ASSVXCF0703V	DN **3"**	**€ 755.00**

- Kit consisting of:
  – footing connection complete with counterflange;
  – slide guide with screws and seals;
  – support for the guide tubes.

SLIDE GUIDE (also to be ordered separately)

For **VXC /50-F, MC /50-F** with guide tubes Ø **¾"**	Code ASSFL007	**€ 40.00**
For **VXC /70-F, MC /70-F** with guide tubes Ø **¾"**	Code ASSFL008	**€ 46.00**
For **VXC /50-F, MC /50-F** with guide tubes Ø **2"** For **VXC /70-F, MC /70-F** with guide tubes Ø **2"**	Code ASSFL070	**€ 87.00**

- Complete with screws and seals

INTERMEDIATE SUPPORT (on request)

For guide tubes Ø **¾"**	Code 859SV340INTFA	**€ 98.00**
For guide tubes Ø **2"**	Code 859SV349INTFA	**€ 75.00**

GUIDE TUBES (AISI 304 stainless steel)

Guide tube Ø **¾"**	Code 54SARTG005	**€ 20.00** per metre
Guide tube Ø **2"**	Code 54SARTG006	**€ 48.00** per metre

- **In order to ensure stability, insert the intermediate support:**
  – every 2 metres with ¾" guide tubes (compulsory):
  – every 3 metres with 2" guide tubes (recommended).
- **Maximum length of the tube plank: 6 metres**

STANDARD INSTALLATION

VX 40 - VX 50 - VX 65 SUBMERSIBLE "VORTEX" PUMPS FOR SEWAGE WATER

MODEL		POWER P2		PERFORMANCE		PORT	PASSAGE of solids	PRICE
Three-phase	Code	kW	HP	Q l/min	H m	DN	mm	€
VX 40/40	48SGV970DA	3	4	100 – **800**	22 – 5	**DN 50** (PN6) **2"**	**Ø 40**	**1,220.00**
VX 55/40	48SGV970EA	4	5.5	100 – **850**	25 – 6			**1,305.00**
VX 40/50	48SGV970GA	3	4	100 – **900**	22 – 5.5	**DN 50** (PN10) **2"**	**Ø 50**	**1,235.00**
VX 55/50	48SGV970HA	4	5.5	100 – **1000**	25 – 6.5			**1,320.00**
VX 40/65	48SGV970LA	3	4	200 – **1200**	15.6 – 2.5	**DN 65** (PN10) **2½"**	**Ø 65**	**1,320.00**
VX 55/65	48SGV970MA	4	5.5	200 – **1350**	19.4 – 3.7			**1,410.00**
VX 75/65	48SGV970NA	5.5	7.5	200 – **1500**	23.6 – 5.5			**1,470.00**

- Impeller: cast iron VORTEX with an Epoxy Electro Coating treatment
- Registered EU Design n. 003863158-0002

BC 35 SUBMERSIBLE "DOUBLE-CHANNEL" PUMPS FOR SEWAGE WATER

MODEL		POWER P2		PERFORMANCE		PORT	PASSAGE of solids	PRICE
Three-phase	Code	kW	HP	Q l/min	H m	DN	mm	€
BC 40/35	48SGM970CA	3	4	300 – **1500**	18.5 – 5.5	**DN 65** (PN10) **2½"**	**Ø 35**	**1,365.00**
BC 55/35	48SGM970DA	4	5.5	300 – **1700**	22.5 – 7.5			**1,450.00**
BC 75/35	48SGM970EA	5.5	7.5	300 – **1900**	27.5 – 10			**1,510.00**

- Impeller: cast iron DOUBLE-CHANNEL with an Epoxy Electro Coating treatment
- Registered EU Design n. 003863158-0001

- Power cable: 10 metres standard equipment
- Two mechanical seals separated by an oil chamber
- Shaft: AISI 431 stainless steel
- **In the three-phase pump the thermal overload cut-off is inserted inside the motor**

(A)

(B)

(C)

1 - Footing connection

2 - Slide guide
(also to be ordered separately)

3 - Intermediate support
(on request)

4 - Support for the guide tubes

SEWAGE LIFTING SYSTEM

HORIZONTAL DELIVERY VERSION WITH ¾" GUIDE TUBES (A)

For **VX /40**	Code ASSPVX40	DN **2"**	**€ 90.00**
For **VX /50**	Code ASSPVX50	DN **2"**	**€ 108.00**

- Kit consisting of:
  - footing connection;
  - slide guide with screws and seals;
  - support for the guide tubes.

VERTICAL DELIVERY VERSION WITH ¾" GUIDE TUBES (B)

For **VX /40**	Code ASSPVX40V	DN **2½"**	**€ 155.00**
For **VX /50**	Code ASSPVX503V	DN **2½"**	**€ 170.00**
For **VX /65, BC /35**	Code ASSPVX653V	DN **3"**	**€ 205.00**

VERTICAL DELIVERY VERSION WITH 2" GUIDE TUBES (C)

For **VX /50**	Code ASSPVX50V	DN **3"**	**€ 795.00**
For **VX /50, VX /65, BC /35**	Code ASSPVX65V	DN **3"**	**€ 800.00**

- Kit consisting of:
  - footing connection complete with counterflange;
  - slide guide with screws and seals;
  - support for the guide tubes.

SLIDE GUIDE (also to be ordered separately)

For **VX /40** with guide tubes **Ø ¾"**	Code ASSFL011	**€ 29.00**
For **VX /50** with guide tubes **Ø ¾"**	Code ASSFL009	**€ 43.00**
For **VX /50** with guide tubes **Ø 2"**	Code ASSFL050	**€ 87.00**
For **VX /65, BC /35** with guide tubes **Ø ¾"**	Code ASSFL010	**€ 55.00**
For **VX /65, BC /35** with guide tubes **Ø 2"**	Code ASSFL065	**€ 96.00**

- Complete with screws and seals

INTERMEDIATE SUPPORT (on request)

For guide tubes **Ø ¾"**	Code 859SV340INTFA	**€ 98.00**
For guide tubes **Ø 2"**	Code 859SV349INTFA	**€ 75.00**

GUIDE TUBES (AISI 304 stainless steel)

Guide tube **Ø ¾"**	Code 54SARTG005	**€ 20.00** per metre
Guide tube **Ø 2"**	Code 54SARTG006	**€ 48.00** per metre

- **In order to ensure stability, insert the intermediate support:**
  - **every 2 metres with ¾" guide tubes (compulsory):**
  - **every 3 metres with 2" guide tubes (recommended).**
- **Maximum length of the tube plank: 6 metres**

STANDARD INSTALLATION

VXC4 SUBMERSIBLE "VORTEX" PUMPS FOR SEWAGE WATER

4 POLES n= 1450 min^{-1}

MODEL		POWER P2		PERFORMANCE		PORT	PASSAGE of solids	PRICE
Three-phase	Code	kW	HP	Q l/min	H m	DN	mm	€
VXC4 40/100	48SGVP970CA	3	4	300 – **1700**	7.6 – 2	**DN 100** (PN10)	**Ø 100**	**2,400.00**
VXC4 50/100	48SGVP970DA	3.7	5	300 – **2000**	10.2 – 2.7			**2,450.00**
VXC4 55/100	48SGVP970EA	4	5.5	300 – **2200**	11.7 – 3			**2,500.00**
VXC4 80/90	48SGVP980CE	6	8	400 - **2400**	12.3 – 2.6	**DN 100** (PN10)	**Ø 90**	**4,520.00**
VXC4 95/90	48SGVP980DE	7	9.5	400 - **2700**	14.2 – 3.4			**4,740.00**
VXC4 125/80	48SGVP980FE	9.2	12.5	600 - **3200**	14.6 – 4.7		**Ø 80**	**5,090.00**
VXC4 150/80	48SGVP980GE	11	15	600 - **3600**	16.8 – 6			**5,320.00**
VXC4 180/80	48SGVP980HE	13	18	600 - **4000**	19.5 – 7.5			**5,680.00**

• Impeller: cast iron VORTEX

MC4 SUBMERSIBLE "DOUBLE-CHANNEL" PUMPS FOR SEWAGE WATER

4 POLES n= 1450 min^{-1}

MODEL		POWER P2		PERFORMANCE		PORT	PASSAGE of solids	PRICE
Three-phase	Code	kW	HP	Q l/min	H m	DN	mm	€
MC4 40/55	48SGMP970CA	3	4	400 – **2200**	10.5 – 3.5	**DN 80** (PN10)	**Ø 55**	**2,470.00**
MC4 50/55	48SGMP970DA	3.7	5	400 – **2400**	12.5 – 4.8			**2,520.00**
MC4 55/55	48SGMP970EA	4	5.5	400 – **2600**	13.9 – 5.3			**2,570.00**
MC4 80/80	48SGMP980CE	6	8	600 - **3300**	14 – 4.6	**DN 100** (PN10)	**Ø 80**	**4,740.00**
MC4 95/80	48SGMP980DE	7	9.5	600 - **3600**	16 – 5.5			**5,090.00**
MC4 110/80	48SGMP980EE	8	11	600 - **3900**	18 – 6.4			**5,320.00**
MC4 125/80	48SGMP980FE	9.2	12.5	600 - **4200**	20.2 – 7.4			**5,680.00**

• Impeller: cast iron DOUBLE-CHANNEL

• Power cable: 10 metres standard equipment
• Two mechanical seals separated by an oil chamber
• Shaft: AISI 431 stainless steel
● **Winding equipped with three thermal overload cut-offs in series, to link to the external electricity panel as necessary**
• Registered EU Design n. 003863158-0003 for VXC4 – n° 003863158-0004 for MC4

● **OPTIONS AVAILABLE ON REQUEST**
– Pumps equipped with internal probes detecting the presence of water in the oil chamber
– Pumps with double cable for star/delta start

COUNTERFLANGE (on request)

For **VXC4, MC4 /80**	Code ASS14FL100VXC4	**DN 100**	**€ 70.00**
For **MC4 /55**	Code ASS14FL080MC4	**DN 80**	**€ 55.00**

• Complete with screws and seal

BASE (on request)

For **VXC4 /90, VXC4 /80, MC4 /80**	Code ASSB01VXC4	**€ 480.00**

• Complete with screws



1 - Footing connection

2 - Slide guide (also to be ordered separately)

3 - Intermediate support (on request)

4 - Support for the guide tubes

SEWAGE LIFTING SYSTEM

VERTICAL DELIVERY VERSION WITH 2" GUIDE TUBES

For **VXC4**, **MC4 /80**	Code ASSPVXC4V	DN **4"**	**€ 830.00**
For **MC4 /55**	Code ASSPMC4V	DN **3"**	**€ 800.00**

- Kit consisting of:
  – footing connection complete with counterflange;
  – slide guide with screws and seals;
  – support for the guide tubes.

SLIDE GUIDE (also to be ordered separately)

For **VXC4**, **MC4 /80**	Code ASSFL100	**€ 98.00**
For **MC4 /55**	Code ASSFL080	**€ 106.00**

- Complete with screws and seals

INTERMEDIATE SUPPORT (on request)

For guide tubes Ø **2"**	Code 859SV349INTFA	**€ 75.00**

GUIDE TUBES (AISI 304 stainless steel)

Guide tube Ø **2"**	Code 54SARTG006	**€ 48.00** per metre

- **In order to ensure stability, insert the intermediate support every three metres of guide tube (recommended)**
- **Maximum length of the tube plank: 6 metres**

STANDARD INSTALLATION

SAR 40 CLEAR WASTE WATER - RAINWATER

MODEL		POWER P2		TANK CAPACITY	MAXIMUM FLOW RATE	MAXIMUM HEAD	PRICE
Single-phase	Code	**kW**	**HP**	litres	l/min	m	**€**
SAR 40 - TOP 1	KSF04TOP11A1	0.25	0.33	**40**	160	6	**395.00**
SAR 40 - TOP 2	KSF04TOP12A1	0.37	0.50	**40**	220	8	**400.00**
SAR 40 - TOP 3	KSF04TOP13A1	0.55	0.75	**40**	260	10	**423.00**
SAR 40 - RXm 1	KSF04TXP11A1	0.25	0.33	**40**	160	6.5	**460.00**
SAR 40 - RXm 2	KSF04TXP12A1	0.37	0.50	**40**	220	9.5	**466.00**
SAR 40 - RXm 3	KSF04TXP13A1	0.55	0.75	**40**	220	11.5	**478.00**

SAR 40 DIRTY OR SEWAGE WASTE WATER

MODEL		POWER P2		TANK CAPACITY	MAXIMUM FLOW RATE	MAXIMUM HEAD	PRICE
Single-phase	Code	**kW**	**HP**	litres	l/min	m	**€**
SAR 40 - TOP 2-VORTEX	KSF04TOPV12A1	0.37	0.50	**40**	180	6.5	**400.00**
SAR 40 - TEX 2	KSF04TEX02A1	0.37	0.50	**40**	200	7.5	**440.00**
SAR 40 - TEX 3	KSF04TEX03A1	0.55	0.75	**40**	240	9.5	**460.00**
SAR 40 - RXm 2/20 VORTEX	KSF04TXV12A1	0.37	0.50	**40**	180	6.5	**465.00**

COMPONENTS
- 40-litre polyethylene tank with cover plate
- Pump with float switch
- Power cable: 5 metres standard equipment with Schuko plug
- Non-return valve
- Lifting stations with inlet pipe G 1½", discharge pipe G 1¼" and vent pipe G ½"

For the version with a 10 metres long power supply cable apply a surcharge of **€ 14.00**

Attention: Standard EN 60335-2-41 requires the use of a 10 metres long cable for outdoor applications

DIMENSIONS

SAR 100 CLEAR WASTE WATER - RAINWATER

MODEL		POWER P2		TANK CAPACITY	MAXIMUM FLOW RATE	MAXIMUM HEAD	PRICE
Single-phase	Code	**kW**	**HP**	litres	l/min	m	**€**
SAR 100 - TOP 2	KSF10TOP12A1U	0.37	0.50	**100**	220	8	**600.00**
SAR 100 - TOP 3	KSF10TOP13A1U	0.55	0.75	**100**	260	10	**623.00**
SAR 100 - TOP 4	KSF10TOP142A1	0.75	1	**100**	320	12.5	**708.00**
SAR 100 - TOP MULTI 1	KSF10TPM050A1U	0.37	0.50	**100**	70	25	**650.00**
SAR 100 - TOP MULTI 2	KSF10TPM070A1U	0.55	0.75	**100**	80	40	**721.00**
SAR 100 - TOP MULTI 3	KSF10TPM170A1U	0.55	0.75	**100**	120	32	**731.00**
SAR 100 - RXm 2	KSF10TXP12A1U	0.37	0.50	**100**	220	9.5	**670.00**
SAR 100 - RXm 3	KSF10TXP13A1U	0.55	0.75	**100**	220	11.5	**682.00**
SAR 100 - Dm 10	KSF10SGD910A1U	0.75	1	**100**	300	15.5	**770.00**
SAR 100 - Dm 20	KSF10SGD920A1U	0.75	1	**100**	250	19	**780.00**
SAR 100 - Dm 30	KSF10SGD930A1U	1.1	1.5	**100**	275	26	**808.00**

SAR 100 DIRTY OR SEWAGE WASTE WATER

MODEL		POWER P2		TANK CAPACITY	MAXIMUM FLOW RATE	MAXIMUM HEAD	PRICE
Single-phase	Code	**kW**	**HP**	litres	l/min	m	**€**
SAR 100 - TOP 2-VORTEX	KSF10TOPV12A1U	0.37	0.50	**100**	180	6.5	**620.00**
SAR 100 - TOP 3-VORTEX	KSF10TOPV13A1U	0.55	0.75	**100**	180	8	**643.00**
SAR 100 - RXm 2/20	KSF10TXV12A1U	0.37	0.50	**100**	180	6.5	**685.00**
SAR 100 - RXm 3/20	KSF10TXV13A1U	0.55	0.75	**100**	180	8	**701.00**
SAR 100 - ZXm 2/30	KSF10SDZX230A1U	0.55	0.75	**100**	320	12.5	**755.00**
SAR 100 - ZXm 2/40	KSF10SDZX240A1U	0.55	0.75	**100**	400	11	**760.00**
SAR 100 - VXm 8/35	KSF10SGV90A0A1U	0.55	0.75	**100**	350	8	**770.00**
SAR 100 - VXm 10/35	KSF10SGV91A0A1U	0.75	1	**100**	400	10	**775.00**
SAR 100 - VXm 8/50	KSF10SGV91C0A1U	0.55	0.75	**100**	450	6	**780.00**
SAR 100 - VXm 10/50	KSF10SGV91D0A1U	0.75	1	**100**	550	8.5	**785.00**
SAR 100 - BCm 10/50	KSF10SGM81A0A1U	0.75	1	**100**	600	11	**830.00**

SAR 100 WITH GRINDER PUMPS (TRITUS)

Single-phase							
SAR 100 - TRm 0.75	KSF10SHT00A1	0.75	1	**100**	125	15	**1,215.00**
SAR 100 - TRm 1.1	KSF10SHT01A1	1.1	1.5	**100**	140	21.5	**1,250.00**

COMPONENTS

- 100-litre polyethylene tank with cover plate
- Pump with float switch
- Power cable: 10 metres standard equipment with Schuko plug
- Control panel (only for SAR 100 - TR)
- Lifting stations with inlet pipe Ø 110 mm, discharge pipe G 1¼" or G 1½" or G 2" and vent pipe Ø 50 mm

DIMENSIONS

SAR 250 CLEAR WASTE WATER - RAINWATER

MODEL		POWER P2		TANK CAPACITY	MAXIMUM FLOW RATE	MAXIMUM HEAD	PRICE
Single-phase	Code	**kW**	**HP**	litres	l/min	m	**€**
SAR 250 - TOP 3	KSE25TOP13A1U	0.55	0.75	**250**	260	10	**915.00**
SAR 250 - TOP 4	KSE25TOP142A1	0.75	1	**250**	320	12.5	**1,000.00**
SAR 250 - TOP 5	KSE25TOP152A1	0.92	1.25	**250**	360	15	**1,010.00**
SAR 250 - RXm 3	KSE25TXP13A1U	0.55	0.75	**250**	220	11.5	**990.00**
SAR 250 - RXm 4	KSE25TXP24A1U	0.75	1	**250**	260	15	**1,308.00**
SAR 250 - RXm 5	KSE25TXP25A1U	1.1	1.5	**250**	300	19.5	**1,333.00**
SAR 250 - Dm 10	KSE25SGD910A1U	0.75	1	**250**	300	15.5	**1,055.00**
SAR 250 - Dm 20	KSE25SGD920A1U	0.75	1	**250**	250	19	**1,065.00**
SAR 250 - Dm 30	KSE25SGD930A1U	1.1	1.5	**250**	275	26	**1,093.00**

SAR 250 DIRTY OR SEWAGE WASTE WATER

MODEL		POWER P2		TANK CAPACITY	MAXIMUM FLOW RATE	MAXIMUM HEAD	PRICE
Single-phase	Code	**kW**	**HP**	litres	l/min	m	**€**
SAR 250 - TOP 2-VORTEX	KSE25TOPV12A1U	0.37	0.50	**250**	180	6.5	**915.00**
SAR 250 - TOP 3-VORTEX	KSE25TOPV13A1U	0.55	0.75	**250**	180	8	**938.00**
SAR 250 - RXm 3/20	KSE25TXV13A1U	0.55	0.75	**250**	180	8	**987.00**
SAR 250 - RXm 4/40	KSE25TXV24A1U	0.75	1	**250**	280	9.5	**1,280.00**
SAR 250 - RXm 5/40	KSE25TXV25A1U	1.1	1.5	**250**	380	12.5	**1,300.00**
SAR 250 - VXm 10/35-ST	KSE25SGV96B0A1U	0.75	1	**250**	400	10.5	**1,220.00**
SAR 250 - VXm 10/50-ST	KSE25SGV96E0A1U	0.75	1	**250**	550	9.5	**1,230.00**
SAR 250 - BCm 10/50-ST	KSE25SGM88A0A1U	0.75	1	**250**	600	11	**1,265.00**
SAR 250 - VXm 10/35	KSE25SGV91A0A1U	0.75	1	**250**	400	10	**1,065.00**
SAR 250 - VXm 15/35	KSE25SGV91B0A1U	1.1	1.5	**250**	500	13.5	**1,104.00**
SAR 250 - VXm 10/50	KSE25SGV91D0A1U	0.75	1	**250**	550	8.5	**1,075.00**
SAR 250 - VXm 15/50	KSE25SGV91E0A1U	1.1	1.5	**250**	650	11	**1,114.00**
SAR 250 - BCm 10/50	KSE25SGM81A0A1U	0.75	1	**250**	600	11	**1,120.00**
SAR 250 - BCm 15/50	KSE25SGM82A0A1U	1.1	1.5	**250**	750	14	**1,152.00**

SAR 250 WITH GRINDER PUMPS (TRITUS)

Single-phase							
SAR 250 - TRm 0.75	KSE25SHT00A1	0.75	1	**250**	125	15	**1,460.00**
SAR 250 - TRm 1.1	KSE25SHT01A1	1.1	1.5	**250**	140	21.5	**1,495.00**
SAR 250 - TRm 1.5	KSE25SHT02A1	1.5	2	**250**	270	25	**1,930.00**

COMPONENTS
- 250-litre polyethylene tank with cover plate
- Pump with float switch
- Power cable: 10 metres standard equipment with Schuko plug
- Control panel (only for SAR 250 - TR)
- Lifting stations with inlet pipe Ø 110 mm, discharge pipe G 1¼" or G 1½" or G 2" and vent pipe DN 50 or DN 75
- Footing connection and guide tubes for lowering the pump (only for VX-ST e BC-ST)

OPTIONALS AVAILABLE ON REQUEST

Alarm KIT (Code KSKIT-ALLARME)	**€ 405.00**
Kit includes: control box, self-powered siren, float switch	
300 mm extension kit (Code KSKIT-308MA)	**€ 130.00**
Extension kit for the installation of the polyethylene "SAR" tank at greater depths	
"SAR" stations with ball check valves and ball valve in the discharge pipe	**An request**

DIMENSIONS

SAR 550 CLEAR WASTE WATER - RAINWATER

MODEL		POWER P2		TANK CAPACITY	MAXIMUM FLOW RATE (1 pump)	MAXIMUM HEAD	PRICE
Single-phase	Code	kW	HP	litres	l/min	m	€
SAR 550 - TOP 4	KSE55TOP142A1	0.75	1	**550**	320	12.5	**2,360.00**
SAR 550 - TOP 5	KSE55TOP152A1	0.92	1.25	**550**	360	15	**2,380.00**
SAR 550 - RXm 4	KSE55TXP24A1U	0.75	1	**550**	260	15	**2,840.00**
SAR 550 - RXm 5	KSE55TXP25A1U	1.1	1.5	**550**	300	19.5	**2,890.00**
SAR 550 - Dm 10	KSE55SGD910A1U	0.75	1	**550**	300	15.5	**2,410.00**
SAR 550 - Dm 20	KSE55SGD920A1U	0.75	1	**550**	250	19	**2,430.00**
SAR 550 - Dm 30	KSE55SGD930A1U	1.1	1.5	**550**	275	26	**2,486.00**

SAR 550 DIRTY OR SEWAGE WASTE WATER

MODEL		POWER P2		TANK	PORTATA MAX (1 pump)	PREVALENZA MAX	PRICE
Single-phase	Code	kW	HP	litres	l/min	m	€
SAR 550 - RXm 4/40	KSE55TXV24A1U	0.75	1	**550**	280	9.5	**2,820.00**
SAR 550 - RXm 5/40	KSE55TXV25A1U	1.1	1.5	**550**	380	12.5	**2,860.00**
SAR 550 - VXm 10/35-ST	KSE55SGV96B0A1U	0.75	1	**550**	400	10.5	**2,730.00**
SAR 550 - VXm 10/50-ST	KSE55SGV96E0A1U	0.75	1	**550**	550	9.5	**2,750.00**
SAR 550 - BCm 10/50-ST	KSE55SGM88A0A1U	0.75	1	**550**	600	11	**2,980.00**
SAR 550 - VXm 10/35	KSE55SGV91A0A1U	0.75	1	**550**	400	10	**2,410.00**
SAR 550 - VXm 15/35	KSE55SGV91B0A1U	1.1	1.5	**550**	500	13.5	**2,488.00**
SAR 550 - VXm 10/50	KSE55SGV91D0A1U	0.75	1	**550**	550	8.5	**2,430.00**
SAR 550 - VXm 15/50	KSE55SGV91E0A1U	1.1	1.5	**550**	650	11	**2,508.00**
SAR 550 - BCm 10/50	KSE55SGM81A0A1U	0.75	1	**550**	600	11	**2,530.00**
SAR 550 - BCm 15/50	KSE55SGM82A0A1U	1.1	1.5	**550**	750	14	**2,594.00**
Three-phase							
SAR 550 - VX 15/50	KSE55SGV91E0AU	1.1	1.5	**550**	650	11	**2,508.00**
SAR 550 - BC 15/50	KSE55SGM82A0AU	1.1	1.5	**550**	750	14	**2,594.00**

SAR 550 WITH GRINDER PUMPS (TRITUS)

Single-phase							
SAR 550 - TRm 0.75	KSE55SHT00A1	0.75	1	**550**	125	15	**3,160.00**
SAR 550 - TRm 1.1	KSE55SHT01A1	1.1	1.5	**550**	140	21.5	**3,230.00**
SAR 550 - TRm 1.5	KSE55SHT02A1	1.5	2	**550**	270	25	**4,100.00**
Three-phase							
SAR 550 - TR 1.1	KSE55SHT01A	1.1	1.5	**550**	140	21.5	**3,140.00**

COMPONENTS

- 550-litre polyethylene tank with cover plate
- Control panel
- Three float switches for: 1) the alternate start-up of one of the two pumps, 2) maximum level for starting-up the second pump, 3) minimum level for switching the pumps off
- Power cable: 10 metres standard equipment
- Lifting stations with inlet pipe Ø 110 mm, discharge pipe G 1¼" or G 1½" or G 2" and vent pipe DN 50 or DN 75
- Footing connection and guide tubes for lowering the pump (only for VX-ST e BC-ST)

OPTIONALS AVAILABLE ON REQUEST

Alarm KIT (Code KSKIT-ALLARME)	**€ 405.00**
Kit includes: control box, self-powered siren, float switch	
300 mm extension kit (Code KSKIT-308MA)	**€ 130.00**
Extension kit for the installation of the polyethylene "SAR" tank at greater depths	
"SAR" stations with ball check valves and ball valve in the discharge pipe	**An request**

DIMENSIONS

PQ-EKO PUMPS WITH PERIPHERAL IMPELLER

MODEL		POWER P2			PERFORMANCE		PORTS		PRICE
					Q	H			
Single-phase	Code	kW	HP	▲	l/min	m	DN1	DN2	€
PQm 60-EKO	41PQE60A1	0.37	0.50	–	1 – **32**	37 – 5	½"	½"	**100.00**
Three-phase									
PQ 60-EKO	41PQTE60A	0.37	0.50	IE3	1 – **32**	37 – 5	½"	½"	**115.00**

▲ Three phase motor efficiency class (IEC 60034-30-1)

● **Pump body in cast iron with an anti-block treatment**
- Impeller: brass

PQ-PRO PUMPS WITH PERIPHERAL IMPELLER

Single-phase	Code	kW	HP	▲	l/min	m	DN1	DN2	€
PQm 60-PRO	41PQP60A1	0.37	0.50	–	5 – **35**	38 – 4	1"	1"	**120.00**
PQm 65-PRO	41PQP65A1	0.55	0.75		5 – **45**	50 – 4			**160.00**
PQm 70-PRO	41PQP70A1	0.60	0.85		5 – **45**	66 – 12			**200.00**
PQm 81-PRO	41PQ88A1	0.45	0.60		2 – **18**	80 – 5	½"	½"	**185.00**
PQm 90-PRO	41PQP90A1	0.75	1		2 – **37**	86 – 5	¾"	¾"	**210.00**
PQm 100-PRO	41PQP100A1	1.1	1.5		5 – **70**	80 – 15	1"	1"	**300.00**
PQm 200-PRO	41PQP200A1	1.5	2		5 – **80**	86 – 10			**320.00**
PQm 300-PRO	41PQP300A1	2.2	3		5 – **90**	95 – 10			**360.00**
Three-phase									
PQ 60-PRO	41PQTP60A	0.37	0.50	IE3	5 – **35**	38 – 4	1"	1"	**135.00**
PQ 65-PRO	41PQTP65A	0.55	0.75		5 – **45**	50 – 4			**175.00**
PQ 70-PRO	41PQTP70A	0.60	0.85		5 – **45**	66 – 12			**215.00**
PQ 81-PRO	41PQT88A	0.45	0.60		2 – **18**	80 – 5	½"	½"	**200.00**
PQ 90-PRO	41PQTP90A	0.75	1		2 – **37**	86 – 5	¾"	¾"	**225.00**
PQ 100-PRO	41PQTP100A	1.1	1.5		5 – **70**	80 – 15	1"	1"	**300.00**
PQ 200-PRO	41PQTP200A	1.5	2		5 – **80**	86 – 10			**320.00**
PQ 300-PRO	41PQTP300A	2.2	3		5 – **90**	95 – 10			**360.00**

▲ Three phase motor efficiency class (IEC 60034-30-1)

● **Pump body in cast iron with an anti-block treatment**
- Impeller: brass

PQ-Bs PUMPS WITH PERIPHERAL IMPELLER

Single-phase	Code	kW	HP	▲	l/min	m	DN1	DN2	€
PQm 60-Bs	41PNQ60YA1	0.37	0.50	–	5 – **35**	38 – 4	1"	1"	**170.00**
PQm 65-Bs	41PNQ67YA1	0.55	0.75		5 – **45**	50 – 4			**230.00**
PQm 81-Bs	41PQ86YA1	0.45	0.60		2 – **18**	80 – 5	½"	½"	**230.00**
Three-phase									
PQ 60-Bs	41PNQ60YA	0.37	0.50	IE3	5 – **35**	38 – 4	1"	1"	**185.00**
PQ 65-Bs	41PNQ67YA	0.55	0.75		5 – **45**	50 – 4			**245.00**
PQ 81-Bs	41PQT86YA	0.45	0.60		2 – **18**	80 – 5	½"	½"	**245.00**

▲ Three phase motor efficiency class (IEC 60034-30-1)

● **Pump body in forged brass**
- Impeller: brass

PQA PUMPS WITH PERIPHERAL IMPELLER

Single-phase	Code	kW	HP	▲	l/min	m	DN1	DN2	€
PQAm 50	41PNQA5PA1	0.18	0.25	–	2 – **28**	25 – 5	½"	½"	**140.00**
PQAm 60	41PNQA6PA1	0.37	0.50		2 – **32**	38 – 5			**140.00**
PQAm 70	41PQA71PA1	0.55	0.75		2 – **45**	62 – 8			**215.00**
PQAm 72	41PQA7PA1	0.55	0.75		5 – **50**	62 – 12	1"	1"	**227.00**
PQAm 90	41PQA9PA1	0.75	1		2 – **37**	83 – 5	½"	½"	**235.00**
Three-phase									
PQA 50	41PNQA5PA	0.18	0.25	IE3	2 – **28**	25 – 5	½"	½"	**155.00**
PQA 60	41PNQA6PA	0.37	0.50		2 – **32**	38 – 5			**155.00**
PQA 70	41PQAT71PA	0.55	0.75		2 – **45**	62 – 8			**230.00**
PQA 72	41PQAT7PA	0.55	0.75		5 – **50**	62 – 12	1"	1"	**242.00**
PQA 90	41PQAT9PA	0.75	1		2 – **37**	83 – 5	½"	½"	**250.00**

▲ Three phase motor efficiency class (IEC 60034-30-1)

● **Pump body in PPS technopolymer with threaded brass inserts**
- Impeller: brass
- Front cover of the pump body: forged brass

PQ3000 PUMP WITH PERIPHERAL IMPELLER

MODEL		POWER P2			PERFORMANCE		PORTS		PRICE
Three-phase	Code	kW	HP	▲	Q l/min	H m	DN1	DN2	€
PQ 3000	41PQT949A5	2.2	3	IE3	5 – **50**	180 – 50	¾"	¾"	**570.00**

▲ Three phase motor efficiency class (IEC 60034-30-1)

- **Pump body in cast iron with anti-block treatment**
- **Impeller: bronze**

PQ3000-MF PUMP WITH PERIPHERAL IMPELLER

Three-phase	Code	kW	HP	▲	l/min	m	DN1	DN2	€
PQ 3000-MF	41PQT948A5	2.2	3	IE3	5 – **50**	180 – 50	¾"	¾"	**640.00**

▲ Three phase motor efficiency class (IEC 60034-30-1)

- **Pump body and protective cover in AISI 316 cast stainless steel**
- **Impeller: bronze**

PV PERIPHERAL PUMPS WITH BRASS PUMP BODY

Single-phase	Code	kW	HP	▲	l/min	m	DN1	DN2	€
PVm 55 (*)	41PNV55A1N	0.18	0.25	–	2 – **10**	35 – 5	¼"	¼"	**165.00**
PVm 60	41PNV60A1	0.37	0.50		2 – **32**	41 – 5	½"	½"	**195.00**
PVm 81	41PNV81A1	0.37	0.50		2 – **17**	75 – 5			**210.00**
PVm 65	41PNV65A1	0.60	0.85		2 – **42**	55 – 5			**215.00**
PVm 70	41PNV70A1	0.90	1.20		2 – **45**	70 – 5	¾"	¾"	**240.00**
PVm 90	41PNV90A1	0.90	1.20		2 – **35**	95 – 5			**250.00**
Three-phase									
PV 55 (*)	41PNV55AN	0.18	0.25	IE3	2 – **10**	35 – 5	¼"	¼"	**180.00**
PV 60	41PNV60A	0.37	0.50		2 – **32**	41 – 5	½"	½"	**210.00**
PV 81	41PNV81A	0.37	0.50		2 – **17**	75 – 5			**225.00**
PV 65	41PNV65A	0.60	0.85		2 – **42**	55 – 5			**230.00**
PV 70	41PNV70A	0.90	1.20		2 – **45**	70 – 5	¾"	¾"	**255.00**
PV 90	41PNV90A	0.90	1.20		2 – **35**	95 – 5			**265.00**

▲ Three phase motor efficiency class (IEC 60034-30-1)

- **Pump body: forged brass with side-by side suction and discharge ports**
- Impeller: brass

The pump body of the PV series can be rotated as shown below

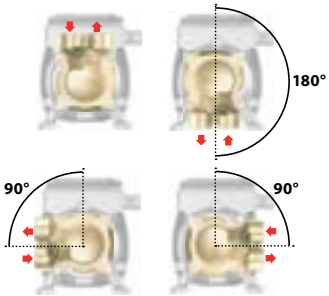

(*) The PVm55 and PV55 are also designed to work at 60 Hz with the following performances	Q l/min	H m
	2 – **10**	46 – 10

INCREASES IN PRICE FOR SPECIAL SEALS

Materials	Elastomer	Shaft diameter	Increase in price
Silicon carbide/Graphite	EPDM	Ø 12 mm	**€ 10.00**
Silicon carbide/Graphite	Viton		**€ 15.00**
Ceramic/Graphite	EPDM	Ø 14 mm	**€ 10.00**
Ceramic/Graphite	Viton		**€ 15.00**
Ceramic/Graphite	EPDM	Ø 18 mm	**€ 10.00**
Ceramic/Graphite	Viton		**€ 50.00**

SUBMERSIBLE MULTI-STAGE PUMPS DESIGNED TO PUMP ADBLUE®

TOP MULTI-AD SUBMERSIBLE PUMPS DESIGNED TO PUMP AdBlue®

MODEL		POWER P2		PERFORMANCE		PORT	PRICE
Single-phase	Code	kW	HP	Q l/min	H m	DN	€
TOP MULTI 1-AD	48TPM050A1ADB	0.37	0.50	10 – **70**	25 – 5	1¼"	**210.00**

- **Multistage submersible pumps TOP MULTI 1-AD are designed to pump clean liquid,which is defined according to standard ISO 22241 as AUS 32 (Aqueous Urea Solution 32.5%)**
- This liquid is equivalent to other commercial trademarks known as:
  - **AdBlue®** (trademark registered by Verband der AutomobilindustrieVDA)
  - **DEF** (Diesel Exhaust Fluid)
  - **Arla 32** (Agente Redutor Liquido de Óxido de Nitrogênio Automotivo)

HYDROFRESH AUTOCLAVE SETS

MODEL		POWER (P2)		Flow rate[1]	Setting[2]	PRICE
Single-phase	Code	**kW**	**HP**	l/min	bar	**€**
HYDROFRESH 05VT						
PKm 60 - 05 VT	N41PNK60A1	0.37	0.50	32	1.4 – 2.8	**150.00**
JCRm 1B - 05 VT	N46JCN1B0A1	0.48	0.65	60	1.4 – 2.8	**229.00**
JSWm 1BX - 05 VT	N46JSNP1BA1	0.48	0.65	50	1.4 – 2.8	**206.00**
JSWm 1AX - 05 VT	N46JSNP6AA1	0.55	0.75	55	1.8 – 3.2	**214.00**
HYDROFRESH 24 SF						
PKm 60 - 24 SF	H41PNK60A1P	0.37	0.50	32	1.4 – 2.8	**178.00**
PKm 65 - 24 SF	H41PNK67A1P	0.50	0.70	40	1.5 – 3.0	**195.00**
JCRm 1B - 24 SF	H46JCN1B0A1P	0.48	0.65	50	1.4 – 2.8	**257.00**
JCRm 1A - 24 SF	H46JCN1A0A1P	0.55	0.75	55	1.8 – 3.2	**264.00**
JSWm 1CX - 24 SF	H46JSNP1CA1P	0.37	0.50	50	1.2 – 2.6	**228.00**
JSWm 1BX - 24 SF	H46JSNP1BA1P	0.48	0.65	50	1.4 – 2.8	**230.00**
JSWm 1AX - 24 SF	H46JSNP1AA1P	0.55	0.75	55	1.8 – 3.2	**238.00**
JSWm 2CX - 24 SF	H46JSNP7A10A1P	0.75	1	70	2.0 – 3.5	**245.00**
JSWm 2BX - 24 SF	H46JSNP7A12A1P	0.90	1.25	70	2.4 – 3.8	**257.00**
JSWm 2AX - 24 SF	H46JSNP7A15A1P	1.1	1.5	70	2.8 – 4.0	**267.00**
PLURIJETm 3/60X - 24 SF	H43PJA6053A1P	0.37	0.50	60	1.0 – 2.8	**268.00**
PLURIJETm 3/80X - 24 SF	H43PJA6063A1P	0.48	0.65	60	1.5 – 3.2	**273.00**
PLURIJETm 4/80X - 24 SF	H43PJA6084A1P	0.55	0.75	60	2.0 – 4.2	**284.00**
PLURIJETm 3/100X - 24 SF	H43PJA6083A1P	0.55	0.75	100	1.2 – 3.2	**284.00**
PLURIJETm 4/100X - 24 SF	H43PJA5104A1P	0.75	1	100	2.2 – 4.4	**325.00**
HYDROFRESH 24 CL						
PKm 60 - 24 CL	I41PNK60A1P	0.37	0.50	32	1.4 – 2.8	**192.00**
PKm 65 - 24 CL	I41PNK67A1P	0.50	0.70	40	1.5 – 3.0	**209.00**
CPm 158 - 24 CL	I44CI16A1P	0.75	1	90	1.8 – 3.2	**280.00**
CPm 170 - 24 CL	I44CM17A1P	1.1	1.5	120	2.2 – 3.5	**404.00**
JCRm 1B - 24 CL	I46JCN1B0A1P	0.48	0.65	50	1.4 – 2.8	**277.00**
JCRm 1A - 24 CL	I46JCN1A0A1P	0.55	0.75	55	1.8 – 3.2	**284.00**
JCRm 2C - 24 CL	I46JCR2A10A1P	0.75	1	70	1.9 – 3.4	**306.00**
JCRm 2A - 24 CL	I46JCR2A15A1P	1.1	1.5	70	2.7 – 4.0	**328.00**
JSWm 1BX - 24 CL	I46JSNP1BA1P	0.48	0.65	50	1.4 – 2.8	**250.00**
JSWm 1AX - 24 CL	I46JSNP1AA1P	0.55	0.75	55	1.8 – 3.2	**258.00**
JSWm 2CX - 24 CL	I46JSNP7A10A1P	0.75	1	70	2.0 – 3.5	**260.00**
JSWm 2BX - 24 CL	I46JSNP7A12A1P	0.90	1.25	70	2.4 – 3.8	**272.00**
JSWm 2AX - 24 CL	I46JSNP7A15A1P	1.1	1.5	70	2.8 – 4.0	**282.00**
PLURIJETm 3/80X - 24 CL	I43PJA6063A1P	0.48	0.65	60	1.5 – 3.2	**292.00**
PLURIJETm 4/80X - 24 CL	I43PJA6084A1P	0.55	0.75	60	2.0 – 4.2	**303.00**
PLURIJETm 3/100X - 24 CL	I43PJA6083A1P	0.55	0.75	100	1.2 – 3.2	**303.00**
PLURIJETm 4/100X - 24 CL	I43PJA5104A1P	0.75	1	100	2.2 – 4.4	**344.00**
HYDROFRESH 60 CL						
JSWm 2CX - 60 CL	L46JSNP7A10A1P	0.75	1	70	2.0 – 3.5	**360.00**
JSWm 2BX - 60 CL	L46JSNP7A12A1P	0.90	1.25	70	2.4 – 3.8	**372.00**
JSWm 2AX - 60 CL	L46JSNP7A15A1P	1.1	1.5	70	2.8 – 4.0	**382.00**
PLURIJETm 4/80X - 60 CL	L43PJA6084A1P	0.55	0.75	60	2.0 – 4.2	**400.00**
PLURIJETm 3/100X - 60 CL	L43PJA6083A1P	0.55	0.75	100	1.2 – 3.2	**400.00**
PLURIJETm 4/100X - 60 CL	L43PJA5104A1	0.75	1	100	2.2 – 4.4	**441.00**

COMPONENTS

- Single-phase pump
- Tank
- Pressure switch PSG-1
- Pressure gauge (for 24SF, 24CL and 60CL)
- Hose (for 24CL and 60CL)
- Brass connector
- 1.5 m power cable with Schuko plug

[1] Maximum flow rate at the minimum recommended pressure switch pressure
[2] Recommended pressure range

CB2 - MK

CB2 - CR

CB2 - 2CP

CB2 - 2CP

CB2 PRESSURE BOOSTING SETS

MODEL		POWER INSTALLED (P2)			MAXIMUM FLOW RATE*	MAX HEAD	PORTS		PRICE
Single-phase	Code	kW	HP	▲	m³/h	m	DN1	DN2	€
CB2 - MKm 3/3	KCPM3003A1	2x0.75	2x1	–	9.6	52	2"	1½"	1,895.00
CB2 - MKm 3/4	KCPM3004A1	2x1.1	2x1.5		9.6	69.5			1,920.00
CB2 - MKm 3/5	KCPM3005A1	2x1.1	2x1.5		9.6	87			1,940.00
CB2 - MKm 3/6	KCPM3006A1	2x1.5	2x2		9.6	104			2,000.00
CB2 - MKm 5/4	KCPM5004A1	2x1.1	2x1.5		14.4	56	2"	1½"	1,920.00
CB2 - MKm 5/5	KCPM5005A1	2x1.1	2x1.5		14.4	70			1,940.00
CB2 - MKm 5/6	KCPM5006A1	2x1.5	2x2		14.4	84			2,000.00
CB2 - MKm 8/4	KCPM8004A1	2x1.5	2x2		21.6	56	2½"	1½"	2,110.00
CB2 - 4CPm 100	KCCPN2860A1	2x0.75	2x1	–	15.6	50	1½"	1½"	1,320.00
CB2 - 3CRm 80	KCCR08D3A1	2x0.45	2x0.60	–	9.6	40	1½"	1½"	1,320.00
CB2 - 4CRm 80	KCCR08D4A1	2x0.55	2x0.75		9.6	52			1,330.00
CB2 - 5CRm 80	KCCR0805A1	2x0.75	2x1		9.6	67			1,390.00
CB2 - 4CRm 100	KCCR10D4A1	2x0.75	2x1		15.6	50	2"	1½"	1,415.00
CB2 - 5CRm 100	KCCR1005A1	2x1.1	2x1.5		15.6	63			1,440.00
CB2 - 2CPm 25/130	KC2CT130NA1	2x0.75	2x1	–	12.0	42	1½"	1½"	1,360.00
CB2 - 2CPm 25/14B	KC2CT26160BA1	2x1.1	2x1.5		12.0	54	2"		1,660.00
CB2 - 2CPm 25/16C	KC2CT26140CA1	2x1.1	2x1.5		14.4	47			1,670.00
CB2 - 2CPm 25/16B	KC2CT26140BA1	2x1.5	2x2		16.8	58			1,745.00
Three-phase									
CB2 - MK 3/3	KCPM3003A	2x0.75	2x1	IE3	9.6	52	2"	1½"	2,010.00
CB2 - MK 3/4	KCPM3004A	2x1.1	2x1.5		9.6	69.5			2,070.00
CB2 - MK 3/5	KCPM3005A	2x1.1	2x1.5		9.6	87			2,090.00
CB2 - MK 3/6	KCPM3006A	2x1.5	2x2		9.6	104			2,150.00
CB2 - MK 5/4	KCPM5004A	2x1.1	2x1.5		14.4	56	2"	1½"	2,070.00
CB2 - MK 5/5	KCPM5005A	2x1.1	2x1.5		14.4	70			2,090.00
CB2 - MK 5/6	KCPM5006A	2x1.5	2x2		14.4	84			2,150.00
CB2 - MK 5/7	KCPM5007A	2x1.8	2x2.5		14.4	98			2,170.00
CB2 - MK 5/8	KCPM5008A	2x2.2	2x3		14.4	112			2,200.00
CB2 - MK 8/4	KCPM8004A	2x1.5	2x2		21.6	56	2½"	1½"	2,260.00
CB2 - MK 8/5	KCPM8005A	2x1.8	2x2.5		21.6	70			2,280.00
CB2 - MK 8/6	KCPM8006A	2x2.2	2x3		21.6	86			2,310.00
CB2 - 2CP 25/130	KC2CT130NA	2x0.75	2x1	IE3	12.0	42	1½"	1½"	1,520.00
CB2 - 2CP 25/14B	KC2CT26160BA	2x1.1	2x1.5		12.0	54	2"		1,820.00
CB2 - 2CP 25/16C	KC2CT26140CA	2x1.1	2x1.5		14.4	47			1,830.00
CB2 - 2CP 25/16B	KC2CT26140BA	2x1.5	2x2		16.8	58			1,895.00
CB2 - 2CP 25/16A	KC2CT26140AA	2x2.2	2x3		19.2	68			1,915.00
CB2 - 2CP 32/200C	KC2CT3030CA	2x3	2x4		30.0	70	3"	2"	2,980.00
CB2 - 2CP 32/200B	KC2CT3130BA	2x4	2x5.5		30.0	85			3,070.00
CB2 - 2CP 32/210B	KC2CT3430BA	2x5.5	2x7.5		30.0	94			3,290.00
CB2 - 2CP 32/210A	KC2CT3530AA	2x7.5	2x10		30.0	112			3,400.00
CB2 - 2CP 40/180C	KC2CT3830CA	2x4	2x5.5		42.0	64	4" DN 100	3" DN 80	4,000.00
CB2 - 2CP 40/180B	KC2CT3930BA	2x5.5	2x7.5		48.0	76			4,060.00
CB2 - 2CP 40/180A	KC2CT4030AA	2x7.5	2x10		48.0	88			4,150.00

* Maximum flow rate of the pressure boosting set with both pumps running
▲ Three phase motor efficiency class (IEC 60034-30-1)

COMPONENTS EASYPUMP - EP 1:
- Single-phase pump
- **EASYPRESS-1M** with pressure gauge
- GSR quick-fit joint
- 1.5 metres power cable with Schuko plug

EASYPUMP-EP 1 PUMPS WITH ELECTRONIC PRESSURE REGULATOR

MODEL		POWER (P2)		PRICE
Single-phase	Code	**kW**	**HP**	**€**
PKm 60 - EP 1	K61PNK60A1	0.37	0.50	**202.00**
PKm 65 - EP 1	K61PNK67A1	0.50	0.70	**219.00**
3CPm 80 - EP 1	K63CPN382A1	0.45	0.60	**280.00**
4CPm 80 - EP 1	K63CPN283A1	0.55	0.75	**298.00**
3CPm 100 - EP 1	K63CPN384A1	0.55	0.75	**295.00**
4CPm 100 - EP 1	K63CPN286A1	0.75	1	**329.00**
3CRm 80 - EP 1	K63CR08D3A1	0.45	0.60	**298.00**
4CRm 80 - EP 1	K63CR08D4A1	0.55	0.75	**314.00**
5CRm 80 - EP 1	K63CR0805A1	0.75	1	**353.00**
3CRm 100 - EP 1	K63CR10D3A1	0.55	0.75	**310.00**
4CRm 100 - EP 1	K63CR10D4A1	0.75	1	**349.00**
JSWm 1B - EP 1	K66JSN1BA1	0.48	0.65	**272.00**
JSWm 1A - EP 1	K66JSN1AA1	0.55	0.75	**281.00**
JSWm 2C - EP 1	K66JSN7A10A1	0.75	1	**296.00**
JSWm 2CL - EP 1	K66JSN7AL10A1	0.75	1	**299.00**
JSWm 2B - EP 1	K66JSN7A12A1	0.90	1.25	**309.00**
JSWm 2CX - EP 1	K66JSNP7A10A1	0.75	1	**286.00**
JSWm 2BX - EP 1	K66JSNP7A12A1	0.90	1.25	**298.00**
PLURIJETm 3/60X - EP 1	K63PJA6053A1	0.37	0.50	**304.00**
PLURIJETm 3/80X - EP 1	K63PJA6063A1	0.48	0.65	**309.00**
PLURIJETm 4/80X - EP 1	K63PJA6084A1	0.55	0.75	**320.00**
PLURIJETm 3/100X - EP 1	K63PJA6083A1	0.55	0.75	**320.00**
PLURIJETm 4/100X - EP 1	K63PJA5104A1	0.75	1	**361.00**

COMPONENTS EASYPUMP - EP 2:
- Single-phase pump
- **EASYPRESS-2M** with pressure gauge
- GSR quick-fit joint
- 1.5 metres power cable with Schuko plug

EASYPUMP-EP 2 PUMPS WITH ELECTRONIC PRESSURE REGULATOR

MODEL		POWER (P2)		PRICE
Single-phase		**kW**	**HP**	**€**
2CPm 25/14B - EP 2	K652CM2616BA1	1.1	1.5	**490.00**
JSWm 2A - EP 2	K66JSN7A15A1	1.1	1.5	**315.00**
PLURIJETm 5/90X - EP 2	K63PJB25058A1	1.1	1.5	**635.00**
PLURIJETm 3/130X - EP 2	K63PJC15038A1	1.1	1.5	**592.00**
PLURIJETm 3/200X - EP 2	K63PJD15038A1	1.1	1.5	**592.00**

EASYPUMP Small pumps fitted with an electronic pressure switch that starts and stops the pump as required when a tap is turned on or off. The pump is also protected against dry running.

ELECTRONIC PRESSURE REGULATORS

MODEL	CODE	Power (P2) kW	Power (P2) HP	Volt	Hz	Current	Fittings	PRICE € each 1 pcs.	5 pcs.	10 pcs.	25 pcs.
EASYSMALL-1 Without pressure gauge	50066/315	0.75	1	230	50/60	12 A	1" x 1"	**52.00**	**50.50**	**50.00**	**49.50**
EASYSMALL-1M With pressure gauge	50066/315P							**57.00**	**56.00**	**55.00**	**54.50**
EASYSMALL-2 Without pressure gauge	50066/415	1.5	2	230	50/60	16 A	1" x 1"	**54.00**	**52.50**	**52.00**	**51.00**
EASYSMALL-2M With pressure gauge	50066/415P							**59.00**	**58.00**	**56.50**	**56.00**

- Registered EU Design n. 001774928
- Registered trade mark n. 0001511131 EASYSMALL®

➠ Pump start pressure EASYSMALL: 1.5 bar
➠ Maximum flow rate: 12 m³/h

Spare electronic card and cover for EASYSMALL-1 (code 500699CS60) € 36.00

Spare electronic card and cover for EASYSMALL-2 (code 500699CS65) € 37.00

VASO D'ACCUMULO

MODEL	CODE	Fitting	Capacity	Pre-set	PRICE €
ES-05	500668	**1" M**	0.5 litres	1 bar	**17.00**

- **To avoid repeated starts and to save energy, we recommend that EASYSMALL is installed with a small pressure vessel**

MODEL	CODE	Power (P2) kW	Power (P2) HP	Volt	Hz	Current	Fittings	PRICE € each 1 pcs.	5 pcs.	10 pcs.	25 pcs.
EASYPRESS-1 Without pressure gauge	50066/115	0.75	1	230	50/60	10 A	1" x 1"	**74.50**	**73.50**	**72.50**	**71.50**
EASYPRESS-1M With pressure gauge	50066/115P							**77.50**	**76.50**	**75.50**	**74.50**
EASYPRESS-2 Without pressure gauge	50066/215	1.5	2	230	50/60	16 A	1" x 1"	**76.00**	**75.00**	**74.00**	**73.00**
EASYPRESS-2M With pressure gauge	50066/215P							**79.00**	**78.00**	**77.00**	**76.50**

- Registered EU Design n. 868062
- Patent n. IT 1388969, IT 1388970
- Registered trade mark n. 0001334481 EASYPRESS®

➠ EASYPRESS start-up pressure: 1.5 bar. 0.8 bar or 2.2 bar setting available on request
➠ Maximum flow rate: 12 m³/h

Spare electronic card for EASYPRESS-1 (code 50066/115SB) € 32.00

Spare electronic card for EASYPRESS-2 (code 50066/215SB) € 32.00

MODEL	CODE	Power (P2) kW	Power (P2) HP	Volt	Hz	Current	Fittings	PRICE €
EASYPRO	50068/201	1.5	2	230	50/60	16 A	1" x 1"	**150.00**

- Registered EU Design n. 976824
- Patent n. IT 1388969, IT 1388970
- Registered trade mark n. 0001334546 EASYPRO®

➠ EASYPRO permits the selection of a pump start-up pressure within the range of 1 and 5 bar.
➠ EASYPRO is fitted with a digital pressure gauge, 3 litre surge tank and amperometric protection of the pump.
➠ Maximum flow rate: 12 m³/h

Spare electronic card for EASYPRO (code 50068/201SE) € 87.00

QUICK FIT JOINT

GSR	Code 5006991	**Fitting 1" M**	**€ 10.50**

Electronic devices that start (when a tap is turned on) and stop (when the tap is turned off) single-phase pumps. All models guarantee the protection of the pump against dry running in the event of a lack of water and the automatic restart of the pump when water returns.

SF SPHERICAL TANK

MODEL	CODE	FITTING	CAPACITY	PRICE € each			
				1 pcs.	5 pcs.	10 pcs.	20 pcs.
24 SF	50011	**1"**	24 litres	**29.50**	**29.00**	**28.50**	**28.00**
Diaphragm	50019						**€ 13.50**

- Maximum working pressure 8 bar
- Replaceable butyl rubber diaphragm

CL CYLINDRICAL TANKS

MODEL	CODE	FITTING	CAPACITY	PRICE € each			
				1 pcs.	5 pcs.	10 pcs.	20 pcs.
24 CL	50012	**1"**	20 litres	**35.00**	**34.00**	**33.50**	**32.50**
60 CL	50031	**1"**	60 litres	**116.00**	–	–	–
100 CL	50032	**1"**	100 litres	**196.00**	–	–	–
200 CL	50033	**1½"**	200 litres	**368.00**	–	–	–
300 CL	50034	**1½"**	300 litres	**480.00**	–	–	–

Diaphragm	24 CL	60 CL	100 CL	200 CL	300 CL
CODE	50019	5001960	50019100	50019200C	50019300
PRICE €	**13.50**	**49.00**	**79.00**	**134.00**	**178.00**

- Maximum working pressure 10 bar
- Replaceable butyl rubber diaphragm

VT VERTICAL TANKS

MODEL	CODE	FITTING	CAPACITY	PRICE € each		
				1 pcs.	5 pcs.	10 pcs.
05 VT	500668/2P	**½"**	0.5 litres	**19.00**	–	–
8 VT	50051	**1"**	8 litres	**27.50**	**27.00**	**26.50**
19 VT	50052	**1"**	19 litres	**33.50**	**33.00**	**32.00**
60 VT	50040	**1"**	60 litres	**116.00**	–	–
100 VT	50041	**1"**	100 litres	**196.00**	–	–
200 VT	50042	**1½"**	200 litres	**368.00**	–	–
300 VT	50043	**1½"**	300 litres	**480.00**	–	–
500 VT	50044	**1½"**	500 litres	**825.00**	–	–

Diaphragm	8 VT	19 VT	60 VT	100 VT	200 VT	300 VT	500 VT
CODE	5001905/8	50019	5001960	50019100	50019200C	50019300	50019500
PRICE €	**9.00**	**13.50**	**49.00**	**79.00**	**134.00**	**178.00**	**330.00**

- Maximum working pressure 10 bar (8 bar for 8 VT and 19 VT)

SPHERICAL KIT

KSP-24

MODEL	CODE	PRICE € each			
		1 pcs.	5 pcs.	10 pcs.	20 pcs.
KSP-24 • **24 litres** spherical tank • 0 – 6 bar pressure gauge • 5-way fitting - 1" G • Pressure switch "**PSG-1**"	50008SP24	**50.60**	**49.50**	**49.00**	**48.00**
KSD-24 • **24 litres** spherical tank • 0 – 6 bar pressure gauge • 5-way fitting - 1" G • Pressure switch "**FSG2**"	50010	**55.60**	**54.50**	**54.00**	**53.00**

CYLINDRICAL KIT

KCP-24

MODEL	CODE	PRICE € each			
		1 pcs.	5 pcs.	10 pcs.	20 pcs.
KCP-24 • **20 litres** cylindrical tank • 0 – 6 bar pressure gauge • 5-way fitting - 1" G • Hose 1" gas (500 mm) • Pressure switch "**PSG-1**"	50008CP24	**66.80**	**64.00**	**63.00**	**62.00**
KCD-24 • **20 litres** cylindrical tank • 0 – 6 bar pressure gauge • 5-way fitting - 1" G • Hose 1" gas (500 mm) • Pressure switch "**FSG2**"	50009	**71.80**	**69.00**	**68.00**	**67.00**

KCP-60

MODEL	CODE	PRICE € each		
		1 pcs.	5 pcs.	10 pcs.
KCP-60 • **60 litres** cylindrical tank • 0 – 6 bar pressure gauge • 5-way fitting - 1" G • Hose 1" gas (600 mm) • Pressure switch "**PSG-1**"	50008CP60	**149.80**	**144.00**	**141.00**
KCD-60 • **60 litres** cylindrical tank • 0 – 6 bar pressure gauge • 5-way fitting - 1" G • Hose 1" gas (600 mm) • Pressure switch "**FSG2**"	50009/67	**154.80**	**152.00**	**149.00**

AIRFLO AUTOMATIC AIR FEEDERS FOR SURGE TANKS

MODEL	CODE	SUITABLE FOR TANKS	PRICE €
AIRFLO 1	50021	100 – 500 litres	**47.00**
AIRFLO 2	50022	750 – 2000 litres	**76.00**

• Air feeders suitable for maintaining the air cushion in surge tanks without a diaphragm.

NA - WAY NIPPLE FOR AIR FEEDERS

MODEL	CODE	FITTING	DOUBLE CENTRAL FITTING	PRICE €
NA 1.00	50023	**1" x 1"**	**½" x ¼"** (male/female)	**13.00**
NA 1.25	50023/1	**1¼" x 1¼"**	**½" x ¼"** (male/female)	**19.00**
NA 1.50	50023/2	**1½" x 1½"**	**½" x ¼"** (male/female)	**24.00**
NA 2.00	50023/3	**2" x 2"**	**½" x ¼"** (male/female)	**29.00**

• 3-way brass fittings for connections with air feeders (AIRFLO)

ACCESSORIES FOR SUBMERSIBLE PUMPS

MODEL	CODE	ROPE DIAMETER	ROPE WEIGHT	MAXIMUM LOAD	PRICE € per metre
SECURITY ROPE (in polypropylene)	116310	Ø 8 mm	30 g/m	960 kg	**0.55**
	116311	Ø 10 mm	45 g/m	1425 kg	**0.75**
	116312	Ø 12 mm	65 g/m	2030 kg	**1.20**
	116313	Ø 14 mm	90 g/m	2790 kg	**1.60**
	116314	Ø 16 mm	115 g/m	3500 kg	**2.10**

- Twisted rope in UV stabilized polypropylene threads
- Maximum length available per roll: 220 metres

SECURITY ROPE (in AISI 316 stainless steel)	116305	Ø 5 mm	100 g/m	1500 kg	**€ 3.00** per metre

- 49-core rope in AISI 316 stainless steel
- Maximum length available per roll: 250 metres

MODEL	CODE	PRICE €
STRAIGHT SHACKLE WITH PIN (for 8 mm wire rope) (in AISI 316 stainless steel)	1160305	**3.40**
5 mm WIRE ROPE CLAMP (in AISI 316 stainless steel)	1160304	**2.10**

FLOAT SWITCHES

MODEL	CODE		LENGTH	PRICE € each			
	CABLE H07 RN-F	CABLE PVC		H07 RN-F 1 pcs.	PVC 1 pcs.	PVC 5 pcs.	PVC 10 pcs.
0315/3	50014H	50014	**3** metres	**20.50**	**15.80**	**14.80**	**14.30**
0315/5	500145H	500145	**5** metres	**27.50**	**19.00**	**18.50**	**18.00**
0315/10	5001410H	5001410	**10** metres	**39.80**	**25.00**	–	–

- With **H07 RN-F** cable: single function (emptying) floats, with 10 A switch
- With **PVC** cable: dual function (emptying and filling) floats, with 10 A switch

T 80/3	50014/1H	50014/1	**3** metres	**24.50**	**17.80**	**17.30**	**16.80**
T 80/5	50014/5H	50014/5	**5** metres	**29.60**	**21.00**	**20.50**	**20.00**
T 80/10	50014/10H	50014/10	**10** metres	**42.80**	**27.00**	–	–

- With **H07 RN-F** cable: single function (emptying) floats, with double watertight protection chamber and 10 A switch
- With **PVC** cable: dual function (emptying and filling) floats, double watertight protection chamber and 10 A switch

SMALL 3	50014S4	ASS50014S3	**3** metres	**21.00**	**17.30**	**16.80**	**16.30**
SMALL 5	50014S5	50014S51	**5** metres	**27.00**	**20.00**	**19.50**	**19.00**

- With **H07 RN-F** cable: single function (emptying) floats, with double watertight protection chamber and 10 A switch
- With **PVC** cable: dual function (emptying and filling) floats, double watertight protection chamber and 10 A switch



MODEL	CODE	CAVO	LENGTH	PRICE €
MAC 5	54SARGL001	PVC	**10** metres	**65.00**

- Tilting float: dual function (emptying and filling), double watertight protection chamber with 10 A switch
- Recommended for use with waste water collection stations (SAR)

MT 1 FLOW METER

MODEL	CODE	MAXIMUM FLOW RATE	MAXIMUM PRESSURE	FITTINGS	PRICE €
MT 1	504550	120 l/min	3.5 bar	1" x 1"	130.00

- Mechanical flow meter for private use, suitable for:
  diesel, kerosene (for heating), solvents, antifreeze, very light oils (kinematic viscosity max. 300 cSt)
  Attention: IT IS NOT SUITABLE for all the others fluids, including water, petrol/gasoline and hydrochloric acid.

➠ **Recommended for use with "CK" series pumps**

NZ DISPENSING NOZZLE WITH HOSE

MODEL	CODE	ELBOW CONNECTION	PRICE €
NZ-1	50430B	¾"	64.00
NZ-2	50430A	1"	64.00

- Aluminium dispensing nozzle complete with 4 metres long hose, with threaded fittings

➠ **Recommended for use with CKm 50-BP or CK 50-BP series pumps**

PSG

FSG

PRESSURE SWITCHES

MODEL	CODE	FITTING	STANDARD SETTING ADJUSTABLE	PRICE € each			
				1 pcs.	46 pcs.	92 pcs.	184 pcs.
PSG-1	50018/8	¼" female	1.4 – 2.8 bar	10.50	10.00	9.50	9.00
				1 pcs.	40 pcs.	80 pcs.	160 pcs.
PSG-1M	50018/8M	¼" male	1.4 – 2.8 bar	10.50	10.00	9.50	9.00
				1 pcs.	125 pcs.	250 pcs.	–
FSG 2	50018	¼" female	1.4 – 2.8 bar	15.50	15.20	14.70	–
				1 pcs.	50 pcs.	100 pcs.	–
FYG 22	50018/1	¼" female	5.4 – 7.0 bar	25.50	25.00	24.50	–
FYG 32	50018/2	¼" female	8 – 10.5 bar	26.00	25.50	25.00	–
				1 pcs.	100 pcs.	–	–
PT/5 SK(1)	50018/8T	¼" female	1.4 – 2.8 bar	14.00	13.50	–	–

- Registered EU Design n. 002248955 PSG

(1) Three-phase

MC

MR

MCG

MRG

PRESSURE GAUGES

MODEL	CODE	FITTING	Ø mm	SCALE	PRICE € each		
					1 pcs.	10 pcs.	50 pcs.
MC 6	50015/2	¼" - central	50	0 – 6 bar	3.80	3.50	3.30
MR 6	50015	¼" - radial	63	0 – 6 bar	3.80	3.50	3.30
MR 10	50015/0	¼" - radial	63	0 – 10 bar	3.80	3.50	3.30

GLYCERINE FILLED PRESSURE GAUGES

MODEL	CODE	FITTING	Ø mm	SCALE	PRICE € each
MCG 6	50015/2G	¼" - central	50	0 – 6 bar	13.50
MRG 6	50015G	¼" - radial	63	0 – 6 bar	13.50
MRG 10	50015/0G	¼" - radial	63	0 – 10 bar	13.50

R 3

R 4

R 5

3 - 5 WAY FITTINGS

MODEL	CODE	FITTING	PRICE € each			
			1 pcs.	10 pcs.	20 pcs.	50 pcs.
R 3 - 3 vie	50017	**1"**	**6.50**	**6.00**	**5.50**	**5.30**
R 4 - 4 vie	50016V8	**1"**	**8.20**	**7.60**	**7.40**	**7.20**
R 5 - 5 vie	50016	**1"**	**6.80**	**6.10**	**5.60**	**5.40**

- **R 3**: three-way brass fittings with 1" gas connections
- **R 4**: four-way brass fittings with ½" gas and ¼" gas connections
- **R 5**: five-way brass fittings with 1" gas and ¼" gas connections

HOSES

MODEL	CODE	PIPE	FITTINGS	LENGTH	PRICE € each					
					1 pcs.	5 pcs.	10 pcs.	20 pcs.	50 pcs.	100 pcs.
TF 5	50013	1"	**1" x 1"**	**500** mm	**11.70**	**11.20**	**10.70**	**10.20**	**10.00**	**9.80**
TF 6	50013/1	1"	**1" x 1"**	**600** mm	**12.30**	**11.80**	**11.30**	**10.80**	**10.50**	**10.30**
TF 10	50013/6	1"	**1" x 1"**	**1000** mm	**15.30**	**14.80**	**14.30**	**13.80**	**13.50**	**13.20**

HOSES COMPLETE WITH ELBOW

MODEL	CODE	PIPE	FITTINGS	LENGTH	PRICE € each				
					1 pcs.	5 pcs.	10 pcs.	50 pcs.	100 pcs.
TFG 5	50013/01	¾"	**1" x 1"**	**500** mm	**10.70**	**10.20**	**9.70**	**9.40**	**9.20**
TFG 6	50013/10	1"	**1" x 1"**	**600** mm	**12.70**	**12.20**	**11.20**	**10.90**	**10.70**

- Flexible EPDM rubber hoses
- Maximum working pressure 10 bar

FLEXIBLE HOSE FITTINGS

MODEL	CODE	Female Hose Fitting Diameter	Threaded Male Fitting	PRICE €
FASTFIT 1.25	5027125	Ø 32 mm	**1¼"**	**23.50**
FASTFIT 1.5	5027150	Ø 38 mm	**1½"**	**26.50**
FASTFIT 2	5027200	Ø 50 mm	**2"**	**25.50**
FASTFIT 3	5027300	Ø 75 mm	**3"**	**44.00**

- Polypropylene flexible hose fittings kit:
  – n.1 female Hose Fitting
  – n.1 threaded male fitting

HOSETAIL FITTINGS

MODEL	CODE	HOSETAIL	THREADED FITTING	PRICE € each	
				1 pcs.	10 pcs.
RP 0.75	50210	Ø 25 mm	**¾"**	**2.30**	**1.90**
RP 1	50211	Ø 30 mm	**1"**	**2.60**	**2.20**
RP 1.25	50212	Ø 35 mm	**1¼"**	**3.50**	**3.00**
RP 1.5	50213	Ø 40 mm	**1½"**	**3.70**	**3.40**
RP 2	50214	Ø 50 mm	**2"**	**5.50**	**5.20**

MODEL	CODE	HOSETAIL	THREADED FITTING	PRICE € each	
				1 pcs.	10 pcs.
RPG 0.75	50220	Ø 25 mm	**¾"**	**2.80**	**2.50**
RPG 1	50221	Ø 30 mm	**1"**	**3.50**	**3.10**
RPG 1.25	50222	Ø 35 mm	**1¼"**	**5.00**	**4.60**
RPG 1.5	50223	Ø 40 mm	**1½"**	**5.00**	**4.80**
RPG 2	50224	Ø 50 mm	**2"**	**7.50**	**7.30**

- Nylon fittings

FLAT PVC HOSE

MODEL	CODE			FITTING	PRICE €		
	Lengths 5 metres	Lengths 10 metres	Lengths 20 metres		5 metres	10 metres	20 metres
TP 1.25	50013P125A	50013P125B	50013P125C	1¼"	33.00	52.00	89.00
TP 1.50	50013P150A	50013P150B	50013P150C	1½"	41.00	67.00	119.00
TP 2.00	50013P200A	50013P200B	50013P200C	2"	49.00	83.00	150.00
TP 2.50	50013P250A	50013P250B	50013P250C	2½"	116.00	158.00	247.00
TP 3.00	50013P300A	50013P300B	50013P300C	3"	133.00	187.00	293.00

- Flat, abrasion and weather resistant plasticized delivery hoses, complete with hosetail

➠ **Ideal for irrigation even with fertilisers and for draining water in combination with DRAINAGE PUMPS**

FLEXIBLE SUCTION HOSE

MODEL	CODE	FITTING	LENGTH	PRICE €
GARDEN KIT	50200	1"	7 metres	33.00

- Flexible hose complete with foot valve

VF FOOT VALVES

MODEL	CODE	FITTING	PRICE € each			
			1 pcs.	5 pcs.	10 pcs.	20 pcs.
VF 0.5	50100	½"	4.40	3.70	3.30	–
VF 0.75	50101	¾"	6.10	5.70	5.40	–
VF 1	50102	1"	8.50	8.10	7.70	7.50
VF 1.25	50103	1¼"	11.40	11.20	11.00	10.80
VF 1.5	50104	1½"	15.60	15.40	15.20	15.00
VF 2	50105	2"	25.00	24.60	24.30	24.00

- Brass foot valves, stainless steel suction filter

VR CHECK VALVES

MODEL	CODE	FITTINGS	PRICE € each			
			1 pcs.	5 pcs.	10 pcs.	20 pcs.
VR 0.5	50110	½"	4.10	3.80	3.60	3.50
VR 0.75	50111	¾"	6.70	6.30	5.90	5.70
VR 1	50112	1"	7.80	7.30	7.10	6.90
VR 1.25	50113	1¼"	13.00	12.60	12.40	12.20
VR 1.5	50114	1½"	15.90	15.70	15.50	15.30
VR 2	50115	2"	26.00	25.50	25.20	25.00

- Brass check valves

VR-FT

VR-FF

VR-FT / VR-FF BALL CHECK VALVES

MODEL	CODE	FITTINGS	PRICE €
VR-FT 1.25	501201	1¼"	60.00
VR-FT 1.5	501202	1½"	73.00
VR-FT 2	501203	2"	87.00
VR-FF/DN 65 - FLANGED	501210	DN 65 (PN16) 2½"	228.00
VR-FF/DN 80 - FLANGED	501212	DN 80 (PN16) 3"	296.00
VR-FF/DN 100 - FLANGED	501214	DN 100 (PN16) 4"	347.00

- Check valves for submersible pumps (sewage and waste water)
- Max. working pressure 16 bar
- Min. working pressure 0.3 bar
- Working temperature 0 °C ÷ +80 °C

SCHUKO PLUG WITH PROTECTION CASE

MODEL	CODE	PRICE €
PSC	117985	16.50

- Protection against water and dust with IP 65 or IP 67 grade protection
- Mechanical protection against tearing

POWER CABLE FOR LEVEL PROBES

MODEL	CODE	LENGTH	SECTION	WEIGHT PER METRE	PRICE €
CSL-100	117FE00C01	100 m	1.5 mm^2	1.9 kg	50.00
CSL-200	117FE00C02	200 m	1.5 mm^2	3.8 kg	100.00
CSL-500	117FE00C05	500 m	1.5 mm^2	9.5 kg	250.00
CSL-1500	117FE00C15	1500 m	1.5 mm^2	28.5 kg	750.00

POWER CABLES FOR SUBMERSIBLE PUMPS

MODEL	CODE	MODEL	WEIGHT PER METRE	PRICE € per metre
4 x 1 mm^2	117G100AN	H07 RN-F	0.165 kg	2.40
4 x 1.5 mm^2	117G150AN	H07 RN-F	0.205 kg	2.70
4 x 2.5 mm^2	117G200AN	H07 RN-F	0.290 kg	4.10
4 x 4 mm^2	117G250AN	H07 RN-F	0.420 kg	5.80
4 x 6 mm^2	117G300AN	H07 RN-F	0.505 kg	10.00
4 x 10 mm^2	117G350AN	H07 RN-F	1.030 kg	14.20
4 x 16 mm^2	117G400AN	H07 RN-F	2.050 kg	21.50

POWER CABLES WITH PLUG

MODEL	CODE	CABLE SECTION	LENGTH	PLUG	PRICE € each		
					1 pcs.	50 pcs.	100 pcs.
H05 VV-F (PVC)	117FGA21G	3 x 0.75 mm^2	150 cm	SCHUKO	3.20	3.00	2.80
H07 RN-F (NEOPRENE)	117GLA21G	3 x 1 mm^2	150 cm	SCHUKO	4.50	4.30	4.10

(RECOMMENDED)

POWER CABLE RESIN JOINT KIT

MODEL	CODE	NUMBER OF CORES	CABLE SECTION	EXTERNAL JUNCTION DIAMETER	PRICE € each	
					1 pcs.	5 pcs.
RPS 1	530GT3M82A1	4	1 – 2.5 mm^2	Ø 32 mm	41.00	40.00
RPS 2	530GT3M82A2	4	1 – 10 mm^2	Ø 42 mm	80.00	75.00
RPS 3	530GT3M92A1	4	4 – 16 mm^2	Ø 48 mm	69.00	67.00

➠ **Assembly cost for cable joint KIT if required** **€ 43.00**

(ECONOMIC)

POWER CABLE HEAT-SHRINK JOINT KIT

MODEL	CODE	NUMBER OF CORES	CABLE SECTION	PRICE € each	
				1 pcs.	5 pcs.
GPS 1	530GT3MGPS1	4	1 – 2.5 mm^2	18.00	17.00
GPS 2	530GT3MGPS2	4	4 – 6 mm^2	27.00	26.00
GPS 3	530GT3MGPS3	4	10 mm^2	33.00	32.00
GPS 4	530GT3MGPS4	4	16 mm^2	39.00	38.00
GPS 5	530GT3MGPS5	4	25 mm^2	43.00	42.00
GPS 6	530GT3MGPS6	4	35 mm^2	46.00	45.00

➠ **Assembly cost for cable joint KIT if required** **€ 32.00**

F - FILTER HOLDERS WITH PLASTIC HEAD

MODEL	CODE	THREADED FITTINGS	CARTRIDGE HEIGHT	PRICE €
MEDIUM - F 0.75	504F075M	**¾"**	5"	**21.50**
MEDIUM - F 1	504F100M	**1"**	5"	**23.00**
JUNIOR - F 0.75	504F075J	**¾"**	7"	**23.00**
JUNIOR - F 1	504F100J	**1"**	7"	**23.00**
SENIOR - F 0.75	504F075S	**¾"**	10"	**23.00**
SENIOR - F 1	504F100S	**1"**	10"	**24.50**

- Maximum working pressure 5 bar (at temperature +20°C)
- Maximum temperature + 45°C (at pressure 2 bar)

Kit for disassembly of filter holders F (code 504KNPP) **€ 4.60**

RL - POLYESTER FILTER CARTRIDGES

MODEL	CODE	FILTRATION	CARTRIDGE HEIGHT	FILTER HOLDER	PRICE €
RL 5	504C05	50 µm	5"	MEDIUM–F	**7.00**
RL 7	504C07	50 µm	7"	JUNIOR–F	**8.00**
RL 10	504C10	50 µm	10"	SENIOR–F	**9.90**

FA - POLYPROPYLENE FILTER CARTRIDGES

MODEL	CODE	FILTRATION	CARTRIDGE HEIGHT	FILTER HOLDER	PRICE €
FA 5	504F05	50 µm	5"	MEDIUM–F	**4.20**
FA 7	504F07	50 µm	7"	JUNIOR–F	**4.30**
FA 10	504F10	50 µm	10"	SENIOR–F	**4.50**

HA - FILTER CARTRIDGE WITH POLYPHOSPHATE CRYSTALS

MODEL	CODE	CARTRIDGE HEIGHT	FILTER HOLDER	PRICE €
HA 10	504F08	10"	SENIOR–F	**18.60**

LA - FILTER CARTRIDGE WITH ACTIVATED CARBON

MODEL	CODE	CARTRIDGE HEIGHT	FILTER HOLDER	PRICE €
LA 10 BX	504LA10BX	10"	SENIOR–F	**9.00**

TEFLON TAPE FOR HYDRAULIC JOINTS

MODEL	CODE	LENGTH	WIDTH	PRICE € each	
				1 pcs.	**100** pcs.
TFN 1	14TFN/1	12 m	12 mm	**0.75**	**0.65**
TFN 2	14TFN/21	30 m	12 mm	**3.20**	**2.70**
TFN 3	14TFN/3	12 m	19 mm	**2.10**	**1.85**

AEROSOL PAINT

MODEL	CODE	COLOUR	CAPACITY	PRICE €
SPRAY 1	120200A/2	**Pedrollo blue**	400 ml	**14.00**

BEARINGS FOR PUMPS AND ELECTRIC MOTORS

MODEL	CODE	DIMENSIONS	PRICE € each	
			1 pcs.	20 pcs.
6201 ZZ	113001	12 x 32 x 10 mm	1.60	1.40
6201 ZZ - C3E	113001C3E	12 x 32 x 10 mm	2.60	2.40
6201 2RS - C3	113001SC3E	12 x 32 x 10 mm	2.80	2.60
6202 ZZ - C3	113012	15 x 35 x 11 mm	2.40	2.20
6203	113002A	17 x 40 x 12 mm	2.40	2.20
6203 ZZ	113002	17 x 40 x 12 mm	2.00	1.80
6203 ZZ - C3E	113002C3E	17 x 40 x 12 mm	2.70	2.50
6203 2RS - C3E	113002RC3E	17 x 40 x 12 mm	3.60	3.40
6204 ZZ - C3	113003C3E	20 x 47 x 14 mm	3.40	3.20
6204 ZZ - C3E	113003	20 x 47 x 14 mm	3.40	3.20
6205 ZZ	113004	25 x 52 x 15 mm	4.40	4.20
6206 ZZ - C3	113005C3E	30 x 62 x 16 mm	7.70	7.50
			1 pcs.	10 pcs.
6208 ZZ - C3	113008	40 x 80 x 18 mm	17.50	15.50
6003 ZZ - C3	113010	17 x 35 x 10 mm	3.40	3.20
6212 ZZ - C3	113020	60 x 110 x 22 mm	37.00	35.00
6303 2RS - C3	113014SC3	17 x 47 x 14 mm	5.70	5.50
6304 ZZ	113013	20 x 52 x 15 mm	5.30	5.10
6304 ZZ - C3	113013C3E	20 x 52 x 15 mm	6.00	5.50
6304 2RS - C3	113013SC3	20 x 52 x 15 mm	6.90	6.70
6306 ZZ - C3	113015	30 x 72 x 19 mm	11.70	11.20
6307 ZZ - C3	113017	35 x 80 x 21 mm	16.00	15.00
6308 ZZ - C3	113018	40 x 90 x 23 mm	23.50	22.50
6309 ZZ - C3	1130185	45 x 100 x 25 mm	33.00	32.00
6310 ZZ - C3	113019	50 x 110 x 27 mm	42.00	40.00
6312 ZZ - C3	113021	60 x 130 x 31 mm	69.00	67.00
6313 ZZ - C3	113023	65 x 140 x 33 mm	84.00	82.00
6314 ZZ - C3	113024	70 x 150 x 35 mm	86.00	84.00
3203 B 2RS - C3	113040RC3E	17 x 40 x 17.5 mm	27.50	25.50
3304 B ZZ - C3	113041	20 x 52 x 22.2 mm	34.00	32.00
7202 B	113029	15 x 35 x 22.2 mm	8.00	7.50

FANS FOR PUMPS AND ELECTRIC MOTORS

MODEL	CODE	DIMENSIONS	SHAFT DIAMETER	PRICE €
FAN-63	14VN059	104 x 21 mm	12 mm	1.35
FAN-63/1	14VN067	99 x 22 mm	12 mm	1.35
FAN-63/2	14VN068	99 x 26 mm	12 mm	1.35
FAN-71R	14VN07	125 x 24 mm	14.5 mm	1.75
FAN-71	14VN076	114 x 20 mm	14.5 mm	1.75
FAN-71/1	14VN072	116 x 23 mm	14.5 mm	1.75
FAN-80R	14VN08	138 x 27 mm	20 mm	2.30
FAN-80	14VN081	132 x 27 mm	20 mm	2.30
FAN-80 IPX5	14VN0815	132 x 27 mm	20 mm	2.60
FAN-90R	14VN09	162 x 32 mm	24 mm	2.60
FAN-90	14VN095	148 x 33 mm	24 mm	3.50
FAN-100R	14VN10	176 x 38 mm	28 mm	6.00
FAN-100	14VN10162	155 x 37 mm	28 mm	5.50
FAN-132	14VN132	165 x 45 mm	36 mm	7.00
FAN-180	14VN180	240 x 60 mm	55 mm	9.50

CAPACITORS WITH FASTON CONNECTIONS

Type F
Capacitor with faston connections

MODEL	CODE	CAPACITY	VOLTAGE	PRICE € each 1 pcs.	PRICE € each 10 pcs.
10 F	111010F	**10** µF	450 VL	**2.10**	**1.60**
10 FC*	111010FC	**10** µF	450 VL	**2.20**	**1.70**
12 F	111012F	**12.5** µF	450 VL	**2.70**	**2.20**
14 F	111014F	**14** µF	450 VL	**2.80**	**2.30**
16 F - 500	111016F5	**16** µF	500 VL	**4.10**	**3.60**
16 F - 450	111016F		450 VL	**3.10**	**2.60**
16 F - 250	112016F		250 VL	**2.90**	**2.40**
20 F - 500	111020F5	**20** µF	500 VL	**4.40**	**3.90**
20 F - 450	111020F		450 VL	**3.50**	**3.00**
25 F - 450	111025F	**25** µF	450 VL	**4.30**	**3.80**
25 F - 250	112025F		250 VL	**3.60**	**3.10**
30 F - 250	112030F	**30** µF	250 VL	**5.10**	**4.60**
31 F	111031F	**31.5** µF	450 VL	**5.10**	**4.60**
35 F	111035F	**35** µF	450 VL	**5.90**	**5.40**
35 FC*	111035F1	**35** µF	450 VL	**6.10**	**5.60**
40 F	111040F	**40** µF	450 VL	**6.60**	**6.10**
45 F	111045F	**45** µF	450 VL	**7.10**	**6.10**
50 F	111050F	**50** µF	450 VL	**8.70**	**7.70**
60 F - 450	111060F	**60** µF	450 VL	**12.20**	**11.20**
60 F - 300	112061F		300 VL	**10.20**	**9.20**
60 F - 250	112060F		250 VL	**9.70**	**8.70**
70 F	111070F	**70** µF	450 VL	**12.20**	**11.20**
80 F	112080F	**80** µF	250 VL	**12.70**	**11.70**
90 F	111090F	**90** µF	450 VL	**17.30**	**16.30**

* **FC** = Special capacitor with reduced dimensions

• **Capacitors with CE marking and VDE-IMQ approval**

CAPACITORS WITH CABLE CONNECTIONS

Type C
Capacitor with cable connections

MODEL	CODE	CAPACITY	VOLTAGE	PRICE € each 1 pcs.	PRICE € each 5 pcs.
10 C	1110102F	**10** µF	450 VL	**2.80**	**2.50**
12 C	1110122F	**12.5** µF	450 VL	**3.30**	**2.80**
16 C - 500	1110162F5	**16** µF	500 VL	**3.80**	**3.30**
16 C - 450	1110162F		450 VL	**3.60**	**3.10**
20 C - 500	1110202F5	**20** µF	500 VL	**4.60**	**4.10**
20 C - 450	1110202F		450 VL	**3.50**	**3.00**
25 C - 450	1110252F	**25** µF	450 VL	**4.70**	**4.20**
30 C - 250	1120302F	**30** µF	250 VL	**5.00**	**4.50**
31 C - 500	1110312F5	**31.5** µF	500 VL	**5.90**	**5.40**
31 C - 450	1110312F		450 VL	**5.60**	**5.10**
35 C - 500	1110352F5	**35** µF	500 VL	**7.70**	**6.70**
35 C - 450	1110352F		450 VL	**6.60**	**5.60**
35 CC* - 450	1110352F1	**35** µF	450 VL	**6.70**	**5.70**
40 C	1110402F	**40** µF	450 VL	**7.00**	**6.00**
50 C	1110502F	**50** µF	450 VL	**9.50**	**8.50**
60 C	1120602F	**60** µF	250 VL	**12.50**	**11.50**
70 C - 450	1110702F	**70** µF	450 VL	**14.00**	**13.00**
70 C - 250	1120702F5	**70** µF	250 VL	**13.50**	**12.50**
75 C	1110752F	**75** µF	450 VL	**14.50**	**13.50**
80 C	1120802F	**80** µF	250 VL	**15.50**	**14.50**

* **CC** = Special capacitor with reduced dimensions

• **Capacitors with CE marking and VDE-IMQ approval**

CAPACITORS WITH DECOUPLER

MODEL	CODE	CAPACITY	VOLTAGE	PRICE € each 1 pcs.	PRICE € each 5 pcs.
80 D	111080D2F	**80** µF	320-480 VL	**49.00**	**47.00**

• Capacitor for submersible pumps with grinder (TRITUS)

AR

ST1

FN, FH

MECHANICAL SEALS FOR SURFACE PUMPS

MODEL	CODE	PUMP	MATERIALS				SHAFT	PRICE € each	
			Fixed ring	Rotating ring	Elastomer	Spring		1 pcs.	10 pcs.
AR-12	115161012012	PK60-65-70-80, PQ60-65-70-80, PKS60-65-70-80, PQ60-EKO, CP100-130-132, CP100-130-132 ST4, JSW1, JCR1, HF50	Ceramic	Graphite	NBR	AISI304	**Ø 12 mm**	**3.40**	**3.00**
AR-12 ST6	11516101214	CP100-130-132 ST6				AISI316	**Ø 12 mm**	**3.70**	**3.30**
AR-12V	11516101203	CK, CKR			VITON	AISI304	**Ø 12 mm**	**5.60**	**5.20**
AR-13	11516101301	2-5CR, 2-4CP, PLURIJET/60-80-100, DG PED, TS1-4CP 100, TS1-4/5CR 100			HNBR		**Ø 13 mm**	**3.60**	**3.10**
AR-14	11516121401	CP150-158, CP150-158 ST4, 2CP25/130, JSW2, JCR2, NGA, TS1-2CP 25/130, HF4-5-51			NBR		**Ø 14 mm**	**3.70**	**3.30**
AR-14 ST6	11516121404	CP150-158 ST6				AISI316	**Ø 14 mm**	**4.60**	**4.10**
AR-14S	11516141402	NGA-PRO			VITON		**Ø 14 mm**	**13.00**	**12.00**
ST1-12	11516471200	PK90, PQ90, PQ60-65-70-81-90 PRO, PQ60-65-81 Bs, PQA, PV	Silicon carbide		NBR		**Ø 12 mm**	**22.00**	**20.00**
FN-14	11516301401	PK100-200-300, PQ100-200-300, PQ100-200-300 PRO	Graphite	Ceramic			**Ø 14 mm**	**5.50**	**5.00**
								1 pcs.	5 pcs.
FN-18	11516301801	CP160-170-170M-190-200, CP170-170M-180-190-200 ST4, MK, 3-7CR, 2CP25/14, 2CP25/16, JSW3, SKR, PLURIJET/90-130-200, TS1-2CP 25/14-16, TS2, HF5M-6-70	Graphite	Ceramic	NBR	AISI316	**Ø 18 mm**	**6.50**	**6.00**
FN-18 ST6	11516301810	CP170-170M-180-190-200 ST6					**Ø 18 mm**	**7.50**	**6.50**
FN-18 NU	11516301821	PQ3000, PQ3000-MF					**Ø 18 mm**	**11.00**	**10.00**
FN-20	11516302001	CP220B-C, CP230C, 2CP32/200, HF8-20, F-F4 32/160, F 40/125, F-F4 40/160, F-F4 50/125					**Ø 20 mm**	**7.50**	**7.00**
FN-20 NUD	11516302030	FG32/160, FG40/125, FG40/160, FG50/125					**Ø 20 mm**	**29.50**	**27.50**
FN-24	11516302401	CP210, CP220A-AH, CP230B-A, CP250B, 2CP32/210, 2CP40/180, HF30, F-F4 32/200, F-F4 40/200, F-F4 50/160, F-F4 65/125					**Ø 24 mm**	**10.00**	**9.00**
FN-24 NUD	11516302430	FG32/200, FG40/200, FG50/160, FG65/125	Graphite	Ceramic			**Ø 24 mm**	**37.00**	**35.00**
FN-24 SV	11516302408	F-INOX	Silicon carbide	Silicon carbide	VITON		**Ø 24 mm**	**97.00**	**92.00**
FN-32 NU	11516303220	CP250A, 2CP40/200, F-F4 50/200, F-F4 65/160, F-F4 65/200, F-F4 80/160, F-F4 100/160	Graphite	Ceramic	NBR		**Ø 32 mm**	**31.00**	**29.00**
FN-32 NUD	11516303230	FG50/200, FG65/160, FG65/200, FG80/160, FG100/160					**Ø 32 mm**	**51.00**	**49.00**
FN-35 NUD	11516303530	FG32/250, FG40/250, FG50/250					**Ø 35 mm**	**63.00**	**61.00**
FN-38	11516803801	F-F4 32/250, F-F4 40/250, F-F4 50/250					**Ø 38 mm**	**51.00**	**49.00**
FN-40 NU	11516314010	F-F4 65/250, F-F4 80/200, F 80/250B, F-F4 100/200, FG80/200, FG 100/200					**Ø 40 mm**	**70.00**	**66.00**
FH-43 NU	11516314300	FG65/250, FG80/250, FG100/250					**Ø 43 mm**	**255.00**	**252.00**
FH-45 NU	11516314500	F 80/250A, F4 80/250, F-F4 100/250					**Ø 45 mm**	**230.00**	**225.00**

➠ **Special mechanical seals available on request**

AR, STA

ST1, MG1

MG1-D, ED560

ST4

MECHANICAL SEALS FOR SUBMERSIBLE PUMPS

MODEL	CODE	PUMP	MATERIALS				SHAFT	PRICE € each	
			Fixed ring	Rotating ring	Elastomer	Spring		1 pcs.	10 pcs.
STA-12R	11516101250	TOP MULTI 1, TOP1-2-3, TOP FLOOR, TOP VORTEX, TEX, RX1-2-3, ZX1	Ceramic	Graphite	NBR	AISI304	**Ø 12 mm**	**3.80**	**3.30**
STA-12R SIC	11516101248	RX2-3/20	Ceramic	Silicon carbide		AISI304	**Ø 12 mm**	**11.00**	**10.00**
STA-12R SGE	11516101244	TOP MULTI 1-AD	Silicon carbide	Graphite	EPDM	AISI304	**Ø 12 mm**	**11.00**	**10.00**
STA-12R SG	11516101247	TOP MULTI 2-3, TOP MULTI 2-3 EVO, TOP MULTI-TECH 2-3, TOP MULTI-EVOTECH 2-3	Silicon carbide	Graphite	NBR	AISI304	**Ø 12 mm**	**7.50**	**6.50**
STA-13R	11516101313	TOP MULTI 2-3, TOP MULTI 2-3 EVO, TOP MULTI-TECH 2-3, TOP MULTI-EVOTECH 2-3	Ceramic	Graphite		AISI304	**Ø 13 mm**	**3.80**	**3.30**
AR-12R LA	11516101245	TOP 2-3LA, TOP FLOOR/LA	Ceramic	Graphite		AISI316	**Ø 12 mm**	**4.90**	**4.40**
AR-14	11516121401	DAVIS	Ceramic	Graphite		AISI304	**Ø 14 mm**	**3.70**	**3.30**
ST1-14 SIC	11516151002	DAVIS, D30, DC30	Ceramic	Silicon carbide		AISI316	**Ø 14 mm**	**13.00**	**12.00**
MG1-14D SIC	11516152000	TOP4-5, RX4-5, RX 4-5/40, VX-ST, BC-ST, VX-MF, BC-MF, D8-10-20, ZX2, VX8-10-15/35-50, BC10-15/50, VXC/35-45, MC/45, DC8-10-20, TR0.75-0.9-1.1-1.3	Silicon carbide – Silicon carbide	Graphite – Silicon carbide		AISI316	**Ø 14 mm**	**27.50**	**25.50**
								1 pcs.	5 pcs.
ST1-16	11516521600	FLUID SOLAR, 4BLOCK, UP, NK	Silicon carbide	Graphite	NBR	AISI316	**Ø 16 mm**	**12.50**	**11.50**
STA-17	11516201705	FLUID SOLAR, 4BLOCK, UP, NK	Ceramic	Graphite		AISI316	**Ø 17 mm**	**8.50**	**8.00**
STA-19	11516601901	TR1.5-2.2, VXC/50-70, MC/50-70, VXC-F/50-70, MC-F/50-70	Silicon carbide	Silicon carbide		AISI304	**Ø 19 mm**	**30.50**	**28.50**
STA-20	11516602000	TR1.5-2.2, VXC/50-70, MC/50-70, VXC-F/50-70, MC-F/50-70	Ceramic	Graphite		AISI304	**Ø 20 mm**	**11.00**	**10.00**
ED560-25	11516172501	VX40-55/40, VX40-55/50	Silicon carbide – Silicon carbide	Graphite – Silicon carbide		AISI304	**Ø 25 mm**	**122.00**	**117.00**
AR-25	11516122501	VX/65, BC/35	Silicon carbide	Silicon carbide		AISI304	**Ø 25 mm**	**90.00**	**85.00**
AR-27	11516122701	VX/65, BC/35	Silicon carbide	Graphite		AISI304	**Ø 27 mm**	**29.50**	**27.50**
AR-35	5FAR5413327	VXC4/80-90 MC4/80	Ceramic	Graphite		AISI304	**Ø 35 mm**	**70.00**	**65.00**
ST4-16	5PMR0700815	4PD	Ceramic	Graphite		AISI316	**Ø 16 mm**	**8.50**	**8.00**
ST4-25	5PMR0600804	6PD	Ceramic	Graphite		AISI304	**Ø 25.4 mm**	**50.00**	**48.00**
MG91-40D	11516174001	VXC4 40-50-55/100, MC4 40-50-55/55	Ceramic – Silicon carbide	Graphite – Silicon carbide		AISI304	**Ø 40 mm**	**350.00**	**340.00**
MG1-40	5FAR5413448	VXC4/80-90 MC4/80	Silicon carbide	Silicon carbide		AISI316	**Ø 40 mm**	**112.00**	**107.00**

➠ **Special mechanical seals available on request**

QEM/3 Control boxes for 3" single-phase submersible pumps

MODEL	CODE	MOTOR POWER (P2)		CAPACITOR	RATED CURRENT	PRICE
Single-phase		kW	HP	CAPACITY	A	€
QEM/3-050	530ECS305A1	0.37	0.50	12.5 µF	5	42.50
QEM/3-075	530ECS307A1	0.55	0.75	16 µF	6	42.50
QEM/3-100	530ECS310A1	0.75	1	20 µF	7	42.50

• **Single-phase 230 V 50 Hz**

QEM Control boxes for 4" single-phase submersible pumps

MODEL	CODE	MOTOR POWER (P2)		CAPACITOR	RATED CURRENT	PRICE
Single-phase		kW	HP	CAPACITY	A	€
QEM 050	530ECN05A1	0.37	0.50	20 µF	5	42.50
QEM 075	530ECN07A1	0.55	0.75	25 µF	6	42.50
QEM 100	530ECN10A1	0.75	1	35 µF	7	42.50
QEM 150	530EC15A1	1.1	1.5	40 µF	11	42.50
QEM 200	530ECN20A1	1.5	2	60 µF	13	42.50
QEM 300	530EC30A1	2.2	3	75 µF	18	52.00

• **Single-phase 230 V 50 Hz**

QET Control boxes for 4" and 6" three-phase submersible pumps

MODEL	CODE	MOTOR POWER (P2)		RATED CURRENT	PRICE
Three-phase		kW	HP	A	€
QET 050	530TNF05A	0.37	0.50	1.7	143.50
QET 075	530TNF07A	0.55	0.75	2	143.50
QET 100	530TNF10A	0.75	1	2.5	143.50
QET 150	530TNF15A	1.1	1.5	3.9	143.50
QET 200	530TNF20A	1.5	2	4.8	143.50
QET 300	530TNF30A	2.2	3	7	143.50
QET 400	530TNF40A	3	4	9	143.50
QET 550	530TNF55A	4	5.5	11.5	143.50
QET 750	530TNF75A	5.5	7.5	15.5	153.00
QET 1000	530AD100A	7.5	10	21.5	302.00
QET 1250	530AD125A	9.2	12.5	23.5	335.00
QET 1500	530AD150A	11	15	27.5	436.00
QET 2000	530AD200A	15	20	36	514.00
QET 2500	530AD250A	18.5	25	45	587.00
QET 3000	530AD300A	22	30	54	587.00
QET 4000	530AD400A	30	40	68	770.00
QET 5000	530AD500A	37	50	85	955.00

• The control box has a selector for manual or automatic operation plus socket for float switch (or pressure switch, etc.).
• **Three-phase 400 V 50 Hz**

Level probes

QSM Control boxes for 4" single-phase pumps with level probes

MODEL	CODE	MOTOR POWER (P2)		CAPACITOR	RATED CURRENT	PRICE
Single-phase		kW	HP	CAPACITY	A	€
QSM 050	530MFLCN05A1	0.37	0.50	20 µF	5	184.00
QSM 075	530MFLCN07A1	0.55	0.75	25 µF	6	184.00
QSM 100	530MFLCN10A1	0.75	1	35 µF	7	184.00
QSM 150	530MFLC15A1	1.1	1.5	40 µF	11	184.00
QSM 200	530MFLCN20A1	1.5	2	60 µF	13	196.00
QSM 300	530MFLC30A1	2.2	3	75 µF	18	306.00

- The control box is equipped with a selector for manual or automatic operation (with float switch, pressure switch, etc.) and may be connected to level probes that protect the pump against dry running.
- **Single-phase 230 V 50 Hz**

Level probes

QST Control boxes for 4"and 6" three-phase pumps with level probes

MODEL	CODE	MOTOR POWER (P2)		RATED CURRENT	PRICE
Three-phase		kW	HP	A	€
QST 50	530TFLC05A	0.37	0.50	1.7	293.00
QST 75	530TFLC07A	0.55	0.75	2	293.00
QST 100	530TFLC10A	0.75	1	2.5	293.00
QST 150	530TFLC15A	1.1	1.5	3.9	293.00
QST 200	530TFLC20A	1.5	2	4.8	293.00
QST 300	530TFLC30A	2.2	3	7	293.00
QST 400	530TFLC40A	3	4	9	293.00
QST 550	530TFLC55A	4	5.5	11.5	293.00
QST 750	530TFLC75A	5.5	7.5	15.5	310.00
QST 1000	530ADL100A	7.5	10	21.5	451.00
QST 1250	530ADL125A	9.2	12.5	23.5	490.00
QST 1500	530ADL150A	11	15	27.5	538.00
QST 2000	530ADL200A	15	20	36	695.00
QST 2500	530ADL250A	18.5	25	45	773.00
QST 3000	530ADL300A	22	30	54	809.00
QST 4000	530ADL400A	30	40	68	940.00
QST 5000	530ADL500A	37	50	85	1,085.00

- The control box is equipped with a selector for manual or automatic operation (with float switch, pressure switch, etc.) and may be connected to level probes that protect the pump against dry running.
- **Three-phase 400 V 50 Hz**

EVOLUTION Electronic control box for submersible pumps

MODEL	CODE	VOLTAGE	RATED CURRENT A	PRICE €
EVOLUTION-MONO	532DOM003M	**single-phase** 230V 50 Hz	from 2 to 18	**218.00**
EVOLUTION-TRI/1	532DOM075T	**three-phase** 400V 50 Hz	from 2 to 16	**296.00**
EVOLUTION-TRI/2	532DOM100T	**three-phase** 400V 50 Hz	from 16 to 22	**330.00**

- The control box contains a circuit board that makes it possible to adjust the limit at which the overload and shortcircuit protection intervenes; the circuit board also protects the pump against dry running by controlling the cos φ value without additional level probes.
- The control box may be connected to a float switch (or a pressure switch, etc.).

Spare electronic card for EVOLUTION-MONO (code 532DSC003M)	€ 165.00
Spare electronic card for EVOLUTION-TRI/1 (code 532DSC075T)	€ 165.00
Spare electronic card for EVOLUTION-TRI/2 (code 532DSC100T)	€ 185.00

QES Control boxes for single-phase drainage pumps

MODEL	CODE	MOTOR POWER (P2)		CAPACITOR	RATED CURRENT	PRICE
Single-phase		**kW**	**HP**	**CAPACITY**	**A**	**€**
QES 300 MONO	52VX300A1	2.2	3	60 µF	16	**240.00**
QES 300 MONO-AL *	52VX300A1AL	2.2	3	60 µF	16	**240.00**

- The control box is designed for connection to the thermal overload protector built into the motor windings of
- the VXCm 30, VXCm 30-F, MCm 30, MCm 30-F drainage pumps.
- **Single-phase 230 V 50 Hz**

(*) QES 300 MONO-AL, control box with contacts for connection to a level alarm auxiliary float switch

QES Control boxes for three-phase drainage pumps

MODEL	CODE	MOTOR POWER (P2)		RATED CURRENT	PRICE
Three-phase		**kW**	**HP**	**A**	**€**
QES 150	532QES150A	1.1	1.5	4.2	**157.00**
QES 200	532QES200A	1.5	2	5.2	**157.00**
QES 300	532QES300A	2.2	3	6.5	**157.00**
QES 400	532QES400A	3	4	8	**162.00**

- The control box is equipped with a selector for manual or automatic operation (with float switch) and is designed to be connected to the thermal overload protector built into the motor windings of the VXC, VXC-F, MC, MC-F drainage pumps.
- **Three-phase 380 – 415V 50 Hz**

QED1 Electronic control box for 1 drainage pump

MODEL	CODE	VOLTAGE	RATED CURRENT A	PRICE €
QED 1-MONO	533QED01M	**single-phase** 230V 50 Hz	from 2 to 18	**199.00**
QED 1-TRI/1	533QED01T	**three-phase** 400V 50 Hz	from 2 to 9	**263.00**
QED 1-TRI/2	533QED012T	**three-phase** 400V 50 Hz	from 2 to 16	**277.00**
QED 1-TRI/3	533QED013T	**three-phase** 400V 50 Hz	from 16 to 25	**325.00**

- The control box contains an electronic card that makes it possible to regulate the threshold at which the protection intervenes against overload currents and short-circuits.
- The control box is designed to be connected to the thermal overload protector built into the motor windings of the VXC, VXC-F, MC, MC-F, VX 50, VX 65, BC 35, VXC4, MC4 drainage pumps and to three float switches (start-up, shut-off and alarm level).

Spare electronic card for QED 1-MONO (code 533QEDSC00M)	€ 155.00
Spare electronic card for QED 1-TRI/1, QED 1-TRI/2 (code 533QEDSC00T)	€ 165.00
Spare electronic card for QED 1-TRI/3 (code 533QEDSC003T)	€ 165.00

QED2 Electronic control box for 2 drainage pumps

MODEL	CODE	VOLTAGE	RATED CURRENT A	PRICE €
QED 2-MONO	533QED02M	**single-phase** 230V 50 Hz	from 2 to 18	**270.00**
QED 2-TRI/1	533QED02T	**three-phase** 400V 50 Hz	from 2 to 9	**381.00**
QED 2-TRI/2	533QED022T	**three-phase** 400V 50 Hz	from 2 to 16	**394.00**
QED 2-TRI/3	533QED023T	**three-phase** 400V 50 Hz	from 16 to 25	**555.00**

- The control box contains an electronic card that makes it possible to regulate the threshold at which the protection intervenes against overload currents and short-circuits.
- The control box is designed to be connected to the thermal overload protector built into the motor windings of the VXC, VXC-F, MC, MC-F, VX 50, VX 65, BC 35, VXC4, MC4 drainage pumps and to four float switches (alternate start-up of the first pump, alternate start-up of the second pump, shut-off and alarm level).

Spare electronic card for QED 2-MONO (code 533QEDSC01M)	€ 180.00
Spare electronic card for QED 2-TRI/1, QED 2-TRI/2 (code 533QEDSC01T)	€ 195.00
Spare electronic card for QED 2-TRI/3 (code 533QEDSC013T)	€ 195.00

ALARM KIT Electronic control box for SAR 250 and SAR 550

MODEL	CODE	VOLTAGE	PRICE €
KIT ALLARME	KSKIT-ALLARME	**single-phase** 230V 50 Hz	**405.00**

- The panel contains an electronic board, a back-up battery to supply the board, a red warning light and an alarm siren of 90 dB at 1 m. distance.
- The panel is designed for the connection of a float (included in the kit) which sets off the alarm when the contact is closed.

QE2 Electronic control box for pressure boosting sets CB2

MODEL	CODE	VOLTAGE	RATED CURRENT A	PRICE €
QE 2-MONO	54CB2SM2M030	**single-phase** 230V 50 Hz	from 2 to 18	**230.00**
QE 2-TRI/1	54CB2SM2T075	**three-phase** 400V 50 Hz	from 2 to 12	**335.00**
QE 2-TRI/2	54CB2SM2T100	**three-phase** 400V 50 Hz	from 2 to 16	**375.00**

- The control box contains an electronic card that makes it possible to regulate the threshold at which the protection intervenes against overload currents and short-circuits.
- The control box is set to accept 2 pressure switch links (running first pump and second pump alternately) as well as one float switch (for minimum water level) to prevent dry running.

Spare electronic card for QE 2-MONO (code 54CB2SC020)	€ 150.00
Spare electronic card for QE 2-TRI/1, QE 2-TRI/2 (code 54CB2SC025)	€ 155.00

SINGLE-PHASE 230 V - 50 Hz

MOTOR POWER (P2)		cable section in mm²						
kW	HP	4 x 1	4 x 1.5	4 x 2.5	4 x 4	4 x 6	4 x 10	4 x 16
		maximum cable length in metres						
0.37	0.50	60	90	140				
0.55	0.75	45	70	110	180			
0.75	1	35	50	85	140	210		
1.1	1.5	25	35	60	95	145	240	
1.5	2		30	45	75	115	190	305
2.2	3			30	50	75	125	200

THREE-PHASE 230 V - 50 Hz

MOTOR POWER (P2)		cable section in mm²										
kW	HP	4x1	4 x 1.5	4 x 2.5	4 x 4	4 x 6	4 x 10	4 x 16	4 x 25	4 x 35	4 x 50	4 x 70
		maximum cable length in metres										
0.37	0.50	100	152	255								
0.55	0.75	83	126	210	338							
0.75	1	65	99	165	265	405						
1.1	1.5	48	72	120	192	292	485					
1.5	2		53	88	142	215	360					
2.2	3			60	97	147	245	392				
3	4			47	73	110	183	295	510			
4	5.5				55	83	138	220	380			
5.5	7.5					60	100	160	275	385		
7.5	10					45	73	114	195	275	395	
9.2	12.5						64	100	157	220	315	
11	15						54	87	135	190	270	378
13	17.5							75	117	164	236	330
15	20							65	102	144	205	287
18.5	25								82	114	162	225
22	30								69	95	137	190
30	40									70	102	142
37	50									52	68	95

THREE-PHASE 400 V - 50 Hz

MOTOR POWER (P2)		cable section in mm²										
kW	HP	4x1	4 x 1.5	4 x 2.5	4 x 4	4 x 6	4 x 10	4 x 16	4 x 25	4 x 35	4 x 50	4 x 70
		maximum cable length in metres										
0.37	0.50	300										
0.55	0.75	250	380									
0.75	1	195	295									
1.1	1.5	145	215	360								
1.5	2	105	160	265	425							
2.2	3	70	110	180	290	440						
3	4	55	85	140	220	330						
4	5.5	40	60	105	165	250	415					
5.5	7.5		45	75	120	180	300	480				
7.5	10		35	55	95	135	220	340	585			
9.2	12.5			47	75	115	190	300	470			
11	15			40	65	95	160	260	405			
13	17.5				60	85	140	225	350	490		
15	20				50	75	125	195	305	430		
18.5	25					58	100	155	245	340	485	
22	30					49	85	130	205	285	410	570
30	40					36	63	96	152	210	305	425
37	50						47	74	115	156	205	284

Voltage drop 3% - Maximum environment temperature + 30 °C

LOAD LOSS CHART

(for straight pipes with 15-250 mm internal diameter and flow rates from 8 to 8330 l/min)

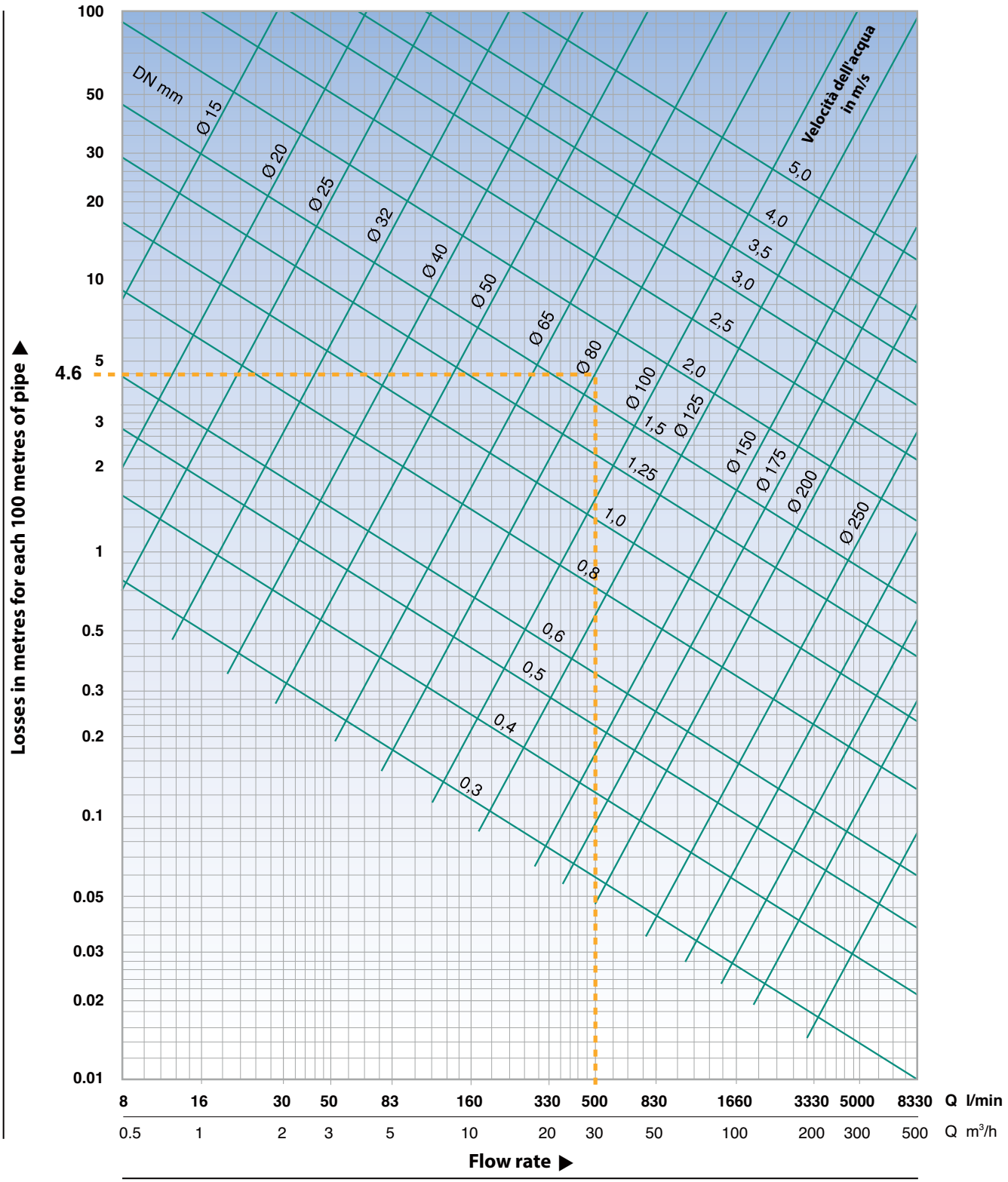

The data in the table refers to cold water and other liquids with the same kinematic viscosity and new cast iron pipes. The load losses (**hv**) indicated in the table must be multiplied by: **0.8** for new steel pipes, **1.25** for old, slightly rusty iron pipes, and **1.7** for old pipes where the build-up of incrustation must be taken into account.

➠ **EXAMPLE**: Flow rate data **Q = 500 l/min**, new steel pipe Ø 80 mm, pipe length 50 m.
Find the flow rate on the horizontal axis and move vertically until you meet the DN 80 mm line.
The corresponding load losses can thus be found on the vertical axis.
hv = 4.6 m for every 100 m of pipe.
hv1 = 4.6 x 0.8 = 3.68 m/100 (steel pipe).
Considering the real length of the pipe:
hv2 = 3.68 x 50:100 = 1.84 m (for 50 m of pipe).
The flow speed is determined by considering the position of the intersection point which is between the oblique lines with values of 1.5-2 m/sec. In the case being considered the result is approximately: **C = 1.7 metres/sec**

PEDROLLO S.p.A. 37047 San Bonifacio (Verona) ITALY - Via E. Fermi 7
Tel. +39 045 6136311 - Fax +39 045 7614663
sales@pedrollo.com - www.pedrollo.com

Cap. Soc. € 100,000,000.00 int. vers. - Iscritta Registro Imprese VR n. 00451260236
C.C.I.A.A. 139573 VR - Cod. Fiscale/Part. IVA IT00451260236 - Mec. Imp. VR008908
Società con unico socio
Società sottoposta alla direzione e coordinamento di PEDROLLO GROUP S.r.l.

ORDER N. _____ **Date** _____

Client _____

Address _____

ZIP Code _____ **City** _____

Tel. _____ **Fax** _____

E-mail _____

VAT registration number _____

Price list 52/2019 **Delivery terms** _____

Qty	Product description	Single-phase	Three-phase	Standard cable	10 metres cable (where available)	Notes
		☐	☐	☐	☐	
		☐	☐	☐	☐	
		☐	☐	☐	☐	
		☐	☐	☐	☐	
		☐	☐	☐	☐	
		☐	☐	☐	☐	
		☐	☐	☐	☐	
		☐	☐	☐	☐	
		☐	☐	☐	☐	
		☐	☐	☐	☐	
		☐	☐	☐	☐	
		☐	☐	☐	☐	
		☐	☐	☐	☐	
		☐	☐	☐	☐	
		☐	☐	☐	☐	
		☐	☐	☐	☐	
		☐	☐	☐	☐	
		☐	☐	☐	☐	
		☐	☐	☐	☐	
		☐	☐	☐	☐	
		☐	☐	☐	☐	
		☐	☐	☐	☐	
		☐	☐	☐	☐	

Extra notes .....

.....

.....

.....

Form to be duplicated, filled in and sent via FAX to +39 045 7614663 or via e-mail to sales@pedrollo.com

GENERAL SALES CONDITIONS

1) ORDERS AND ORDER ACCEPTANCE

Orders must clearly specify the exact name and type of product. Orders are understood to be binding only if they are confirmed in writing by PEDROLLO S.p.A.

2) PRICES

Prices do not include V.A.T. Packing and shipping costs are invoiced at cost and are not bound by the offer or by the delivery contract but are subject to any cost increases which may take place before shipment.

3) DELIVERY TERMS

Although we shall do all in our power to meet them, the delivery terms indicated in our order confirmation are understood to be indicative and not binding.
PEDROLLO S.p.A. shall not be responsible for any damage caused by delays in delivery.
PEDROLLO S.p.A. reserves the right to extend delivery terms or to cancel the contract without any obligation to pay any indemnity in the following cases:
a) Force majeure causes such as strikes, fires on our premises or in those of our suppliers, insufficient power or power failure or any other cause beyond our control.
b) Difficulties in acquiring raw materials.
c) Purchaser's mistakes, errors or delays in providing us with the information necessary to fulfil the order;
d) Purchaser's failure to comply with payment terms.
e) Modifications of the order, even if we have accepted them after our order confirmation.

4) DELIVERY

Goods are understood to be delivered when they are placed at the Customer's disposal or handed over to the Carrier or Shipper.

5) SHIPMENT

Shipment is always understood to be undertaken on behalf of the purchaser and at his use, risk and peril, even when delivery is agreed "free to destination".
Claims for missing or damaged goods must always be filed by the consignee with the Shipper.
We consider claims regarding changes in types or differences in quantity are only taken into consideration if they are made in writing within 8 days from date of receipt of the goods. In the case of differences in quantity reference must be made to the gross weight of the package recorded on its arrival.
Choice of the means of shipment, Carrier and Shipper, unless we receive specific instructions from the Customer, shall be an unquestionable prerogative of our Company.

6) PAYMENT

Payment of invoices must be made directly to our address, according to the procedures and terms indicated on the invoice itself.
Any payments made to agents or representatives shall not be deemed to have been made until said sums reach the seller. When payment terms elapse without being honoured an **interest rate will be charged in accordance with the law**, without any advance notice.
We reserve the right, in case of delay in payment or failure to pay, to suspend manufacture and delivery of goods still on order, giving notice of this to the Customer. Said suspension shall not entitle to any kind of Compensation or claims, nor will it prejudice any of our other rights.
No claims regarding goods under production or ready for shipment or already shipped or in the Customer's possession shall relieve the latter from his obligation to take delivery of the entire quantity ordered and to make payments at the specified expiry dates.

WARRANTY

Pedrollo S.p.A. warrants for a 24 month period from the date of purchase, to be proven by dated proof of purchase, that the product will be free of material and construction defects, at the following conditions:

1) only products purchased from Pedrollo S.p.A. or resellers authorised by Pedrollo S.p.A. will be covered by this warranty;
2) the warranty does not include any failure resulting from errors in the connection to power supply, lack of adequate protection, defective installation, faulty handling and, however, inaccuracies in system operation.

Pursuant to regulations on the sale of consumer goods (art. 1519-bis and following of the Italian Civil Code), it is hereby specified that Pedrollo products should be installed by technically qualified personnel, as they are not designed to be installed by generic consumers.

3) this warranty does not include:
   - material failures resulting from corrosion or scraping of any kind caused by pumped liquids;
   - failure to work well due to bad installation;
   - failure to work well or product breakdown due to loads exceeding label limits;
4) in case of operation under warranty, Pedrollo S.p.A. only ensures repairing or replacing of the pump or device at their premises or one of our authorized service center and if recognized as defective, excluding any claim for damages and/or compensation.
5) allegedly defective product should be sent "carriage paid" to Pedrollo's registered office or to an authorized service center. Pedrollo reserves a final decision on the reason of the failure and on how to repair or replace the device. Following the repairing or replacement, the device will be returned by Pedrollo "carriage forward" to the Customer.
6) this warranty decays if:
   6a) the customer has failed to comply with payment terms;
   6b) the equipment or part were tampered by any non authorised third party;
   6c) the flaw and/or malfunction are not reported by the compulsory term of eight days.
7) Pedrollo S.p.A. do not sell directly to purchasers that may be qualified as consumers pursuant to regulations on "sale of consumer goods" (art. 1519-bis and following of the Italian Civil Code). If the main purchaser from Pedrollo S.p.A. (direct customer of Pedrollo S.p.A.) resells a product to a final purchaser that may be qualified as consumer pursuant to the above-mentioned law, Pedrollo S.p.A. warrants a withdrawal right pursuant to art. 1519-quinquies and following of the Italian Civil Code, without prejudice of the warranty conditions as per previous points 1-6, and at the following conditions:
   7a) Pedrollo S.p.A. shall be informed by registered letter with advice of receipt by the compulsory term of 8 days since the first consumer's claim, under penalty of warranty decay;
   7b) Pedrollo S.p.A. shall be informed in the same manner and under the same penalty as per point 7a above, about any customer's extra-judicial or judicial initiative;
   7c) a withdrawal right will only be acknowledged if the customer's prompt reaction is either recognised by Pedrollo or ascertained by a Court along with the validity of this warranty pursuant to the conditions stated in all previous paragraphs.
   7d) warranty conditions as per previous arts. 1-6 will also apply
8) Pedrollo S.p.A. reserves the right to make any changes with no previous notice;
9) In the event of disputes related to the persistence and operation of this warranty, and however related or consequent to this warranty, the Court placed in the same area as Pedrollo S.p.A. registered office will have exclusive jurisdiction.

THIS PRICE LIST CANCELS AND REPLACES ALL PREVIOUS PRICE LISTS.

INTERNATIONAL SALES NETWORK

HEAD OFFICE (International)

Pedrollo S.p.A.
Via Enrico Fermi, 7 - 37047 San Bonifacio (Verona) Italy
tel. +39 045 6136311
fax +39 045 7614663
sales@pedrollo.com
www.pedrollo.com

FRANCE
PEDROLLO FRANCE
14 rue Albert Calmette
69740 Genas France
tel. +33 04 72 478 030
fax +33 04 72 478 039
info@pedrollo.fr
www.pedrollo.fr

HUNGARY
PEDROLLO HUNGÁRIA KFT
H-5000 Szolnok
Újszászi út 11.
Hungary
tel. +36 56 515 276
fax +36 56 515 275
info@pedrollo.hu
www.pedrollo.hu

ROMANIA
PEDROLLO ROMANIA
Str. Gheorghe Doja nr 97/A
Loc. Zalau, jud. Salaj, Romania
tel. +40 0260 610 330
+40 0260 617 010
fax +40 0260 661 589
info@pedrollo.ro
www.pedrollo.ro

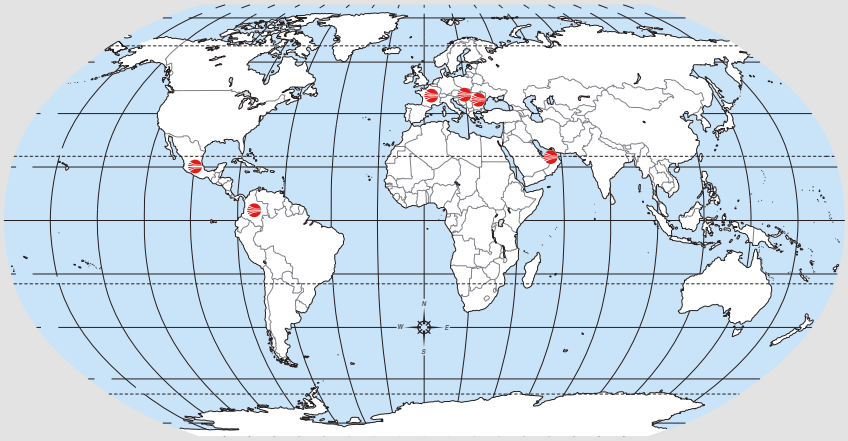

COLOMBIA
PEDROLLO COLOMBIA LTDA
Autopista Medellín Vía al Parque La Florida Km 1.1
Parque Industrial Terrapuerto Bodegas 48-49
Bogotá Colombia
tel. +571 8764 666
fax +571 8764 652
info@pedrollo.com.co
www.pedrollo.com.co

MEXICO
PEDROLLO MEXICO S.A. de C.V.
CALLE NORTE 79-B, N° 121
Entre calle Salónica y Calle Aquiles Elorduy
02060 AZCAPOTZALCO, CIUDAD DE MEXICO, D.F., MEXICO
tel. +52 55 53 864 661
fax +52 55 53 864 660
www.pedrollo.com.mx
ventas@pedrollo.com.mx

DUBAI (UAE)
PEDROLLO GULF *FZE*
Dubai Airport Free Zone
Dubai, U.A.E.
P.O. Box: 293533
tel. +971 4 701 7803, 7804, 7805
fax +971 4 701 7806
sales@pedrollodxb.ae
www.pedrollo.ae

The features and specifications herein stated are in no way binding for the manufacturer. The manufacturer is free to modify the product at any time without previous notice.

the spring of life

Cod. Z-LIS052EUUKR01